



# Alpine City Council

---

CITY MANAGER UPDATE

JUNE 16, 2020

# COVID-19 UPDATE

---

16 JUNE 2020



# Local Information

---

## 10 New Cases in Alpine over last 72 hours

- Common location identified for first nine cases (June 5<sup>th</sup>, 6<sup>th</sup>)
- That location has voluntarily closed for deep cleaning

Contact Tracing continues – led by Dr. Escovar

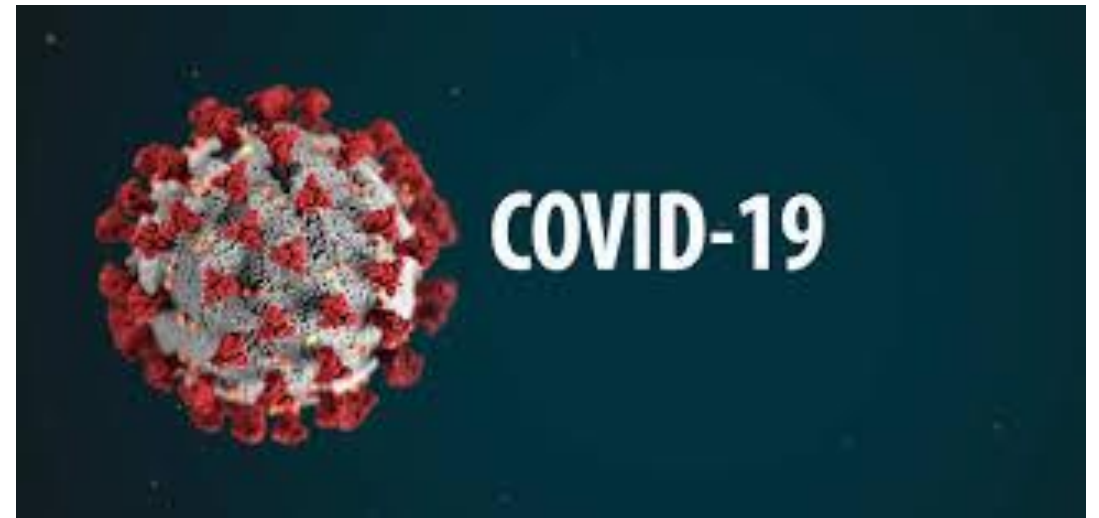
If you feel ill or show signs, call your Primary Care Physician

## Next Mobile Testing

- June 28<sup>th</sup> Ft. Davis
- June 29<sup>th</sup> Terlingua
- June 30<sup>th</sup> – Requesting for Alpine

## Recommendations

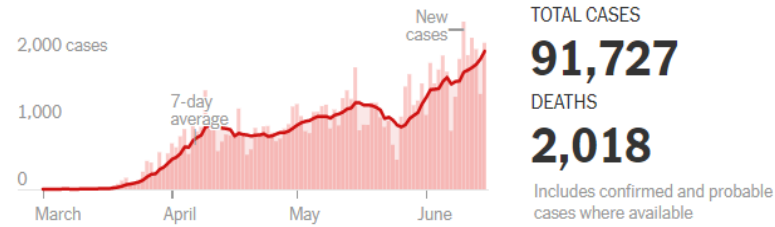
- Wear a Mask
- Limit social gatherings
- Proper hand washing and cleaning as guided by CDC



WORLD COUNTRIES | U.S.A. STATES VACCINES

# Texas Coronavirus Map and Case Count

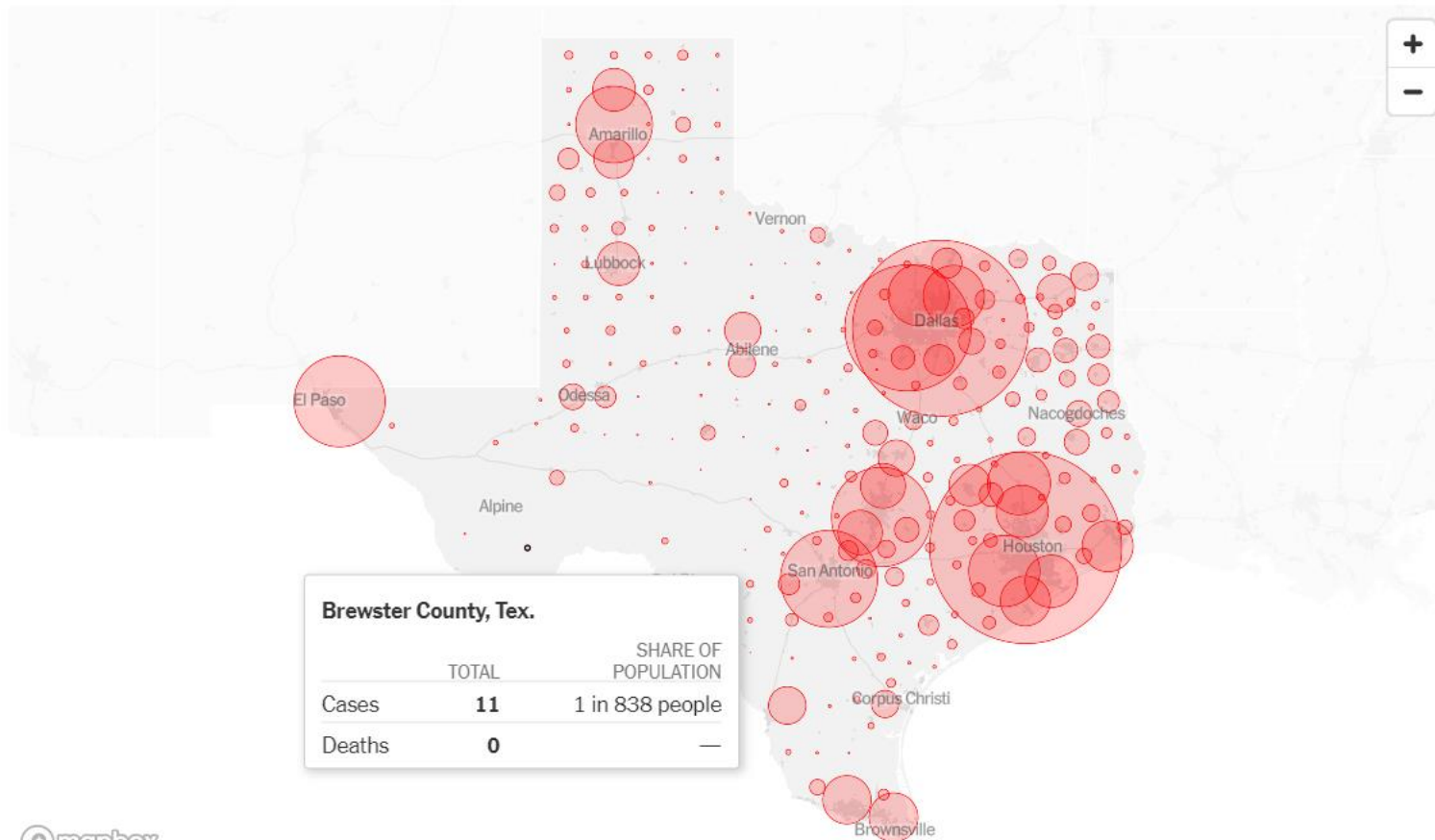
By The New York Times Updated June 16, 2020, 8:40 A.M. E.T.



- Map
- By county
- New cases
- Tips
- Latest news »

There have been at least 91,727 cases of coronavirus in Texas, according to a New York Times database. As of Tuesday morning, at least 2,018 people had died.

Double-click to zoom into the map.



Sources: State and local health agencies and hospitals.



### 2020 RECREATION PROGRAM SCHEDULE (JUNE 15 – JUNE 19)

The City of Alpine is pleased to announce the 2020 Recreation Program Schedule! All ages are welcome to join in on this week's activities. All activities will take place at Kokernot Park excluding the events designated as (SRSU). Activities taking place at Kokernot Park will meet at the Pavilion at the scheduled time. Activities taking place at Sul Ross State University will meet at the Zuzu Verk Memorial Amphitheater on campus. Social distancing guidelines will be followed. Any questions may be directed to [city.info@ci.alpine.tx.us](mailto:city.info@ci.alpine.tx.us).

<b>MONDAY, JUNE 15TH</b>
7:15 A.M. – 8:00 A.M. <b>YOGA</b>
8:00 A.M. – 9:00 A.M. <b>WALKING</b>
9:30 A.M. – 10:30 A.M. <b>READING/ARTS &amp; CRAFTS</b>
6:30 P.M. – 8:00 P.M. <b>CONDITIONING</b>

<b>TUESDAY, JUNE 16TH</b>
7:15 A.M. – 8:00 A.M. <b>BODY WORKOUT</b>
8:00 A.M. – 9:00 A.M. <b>WALKING</b>
9:30 A.M. – 10:30 A.M. <b>WATER BALLOON GAMES</b>
6:30 P.M. – 8:00 P.M. <b>CONDITIONING</b>

<b>WEDNESDAY, JUNE 17TH</b>
7:15 A.M. – 8:00 A.M. <b>YOGA</b>
8:00 A.M. – 9:00 A.M. <b>WALKING</b>
9:30 A.M. – 10:30 A.M. <b>TREASURE HUNT</b>
6:30 P.M. – 8:00 P.M. <b>CONDITIONING</b>

<b>THURSDAY, JUNE 18TH</b>
7:15 A.M. – 8:00 A.M. <b>BODY WORKOUT - (SRSU)</b>
8:00 A.M. – 9:00 A.M. <b>WALKING – (SRSU)</b>
9:30 A.M. – 10:30 A.M. <b>FRISBEE GOLF – (SRSU)</b>
6:30 P.M. – 8:00 P.M. <b>CONDITIONING</b>

<b>FRIDAY, JUNE 19TH</b>
7:15 A.M. – 8:00 A.M. <b>YOGA</b>
8:00 A.M. – 9:00 A.M. <b>WALKING</b>
6:30 P.M. – 8:00 P.M. <b>CONDITIONING</b>
8:30 P.M. – 10:30 P.M. <b>MOVIE NIGHT</b>



The City of Alpine would like to thank our Movie Night sponsor, Big Bend Parks and Recreation for Kids. Please consider donating at:

<https://www.bbparcs.org/>

# City Swimming Pool

---

With rise in cases in Alpine, uncomfortable with opening pool at this time

Current Staff: Four team members

- 3 Certified Lifeguards
- All versed in athletics

Current Recreation Programming is growing in attendance





# Large Group Gatherings

---

Local advice coincides with events opportunity to social distance (outside is better)

Currently not renting out Civic Center or Pavilion

- Will review outputs and case volume in Alpine

Alpine Independent School District

- No staff on premise for two weeks (posting on our website)

City Council Meetings

- Governor extended order allowing for use of video and audio attendance
- Next meeting will be Budget Workshop and Council meeting (July 7<sup>th</sup>)
- Prepared to host Workshops and Council meetings remotely





# Ordinance Update

---

<b>Ordinance Name</b>	<b>Book of Ordinance</b>	<b>Council Member Sponsoring</b>	<b>Staff Member Assigned</b>
Short -Term Rental	Appendix C - Zoning	Councilor Escovedo	David Hale, Chris Ruggia
Noise Ordinance	Chapter 94	Councilor Stephens	Chief Martin
Utility Billing Ordinance	Chapter 98		Stephanie Ladesic, Megan Antrim, Scott Perry
Shipping Containers	Chapter 18		P&Z working it, Hale
Fire Inspection Fee	Chapter 46		David Hale
Lighting Ordinance	Chapter 18		P&Z working it, Hale
Property Maintenance	Chapter 18		P&Z working it, Hale

# Board & Commission Update

	Planning & Zoning	Airport Advisory	Parks & Recreation	Animal Advisory	Beautification & Environmental	Building & Standards	HOT Comm.	Music Comm.	Transportation Comm.
<b>Ward 1</b>	Rawles Williams	Cade Woodward	Kirsten Moody	Amit Rangra	Tami Nue	Clayton Shoot	Vacant	Neil Trammell (Hogwallops)	Vacant
<b>Ward 2</b>	Tim Pearce	Jimmy Morris	Darin Nance	Pat McCall	Dale Jenkins	Bob Savery	Vacant	Eden Hinshaw (The Swifts)	Vacant
<b>Ward 3</b>	Eileen Rouke	Marbert Moore	Kurt Manchen	Lauren Spear	Jeff Bennett	Glenn Criddle	Vacant	Monica Quiroga (Old Gringo)	Vacant
<b>Ward 4</b>	Joe Torres	VACANT	Joe Torres	VACANT	Gerri Davis	Gerri Davis	Vacant	Chris Puckett (Railroad Blues)	Vacant
<b>Ward 5</b>	Denis Foley	James Blair	VACANT	VACANT	David Busey	Vacant	Vacant	Keri Blackman (Artwalk)	Vacant
	At Large - Dick Zimmer			ACO- Jennifer Stewart		Alt.1 Jessie Lara	Vacant	Jeffrey Meyers (SRSU)	Vacant
	At Large - Tom Kennedy			Vet. - Mary Dodson	Mayor Appt. - VACANT	Alt.2 Vacant	Vacant	Stewart Ramser (Viva Big Bend)	Vacant
				Humane Society - Patsy Culver					
<b>Meeting Day</b>	<i>4th Monday of month</i>	<i>3rd Wednesday</i>	<i>2nd Wednesday</i>	<i>2nd Tuesday of month</i>		<i>4th Wednesday of month</i>			

# Building & Standards Commission

---

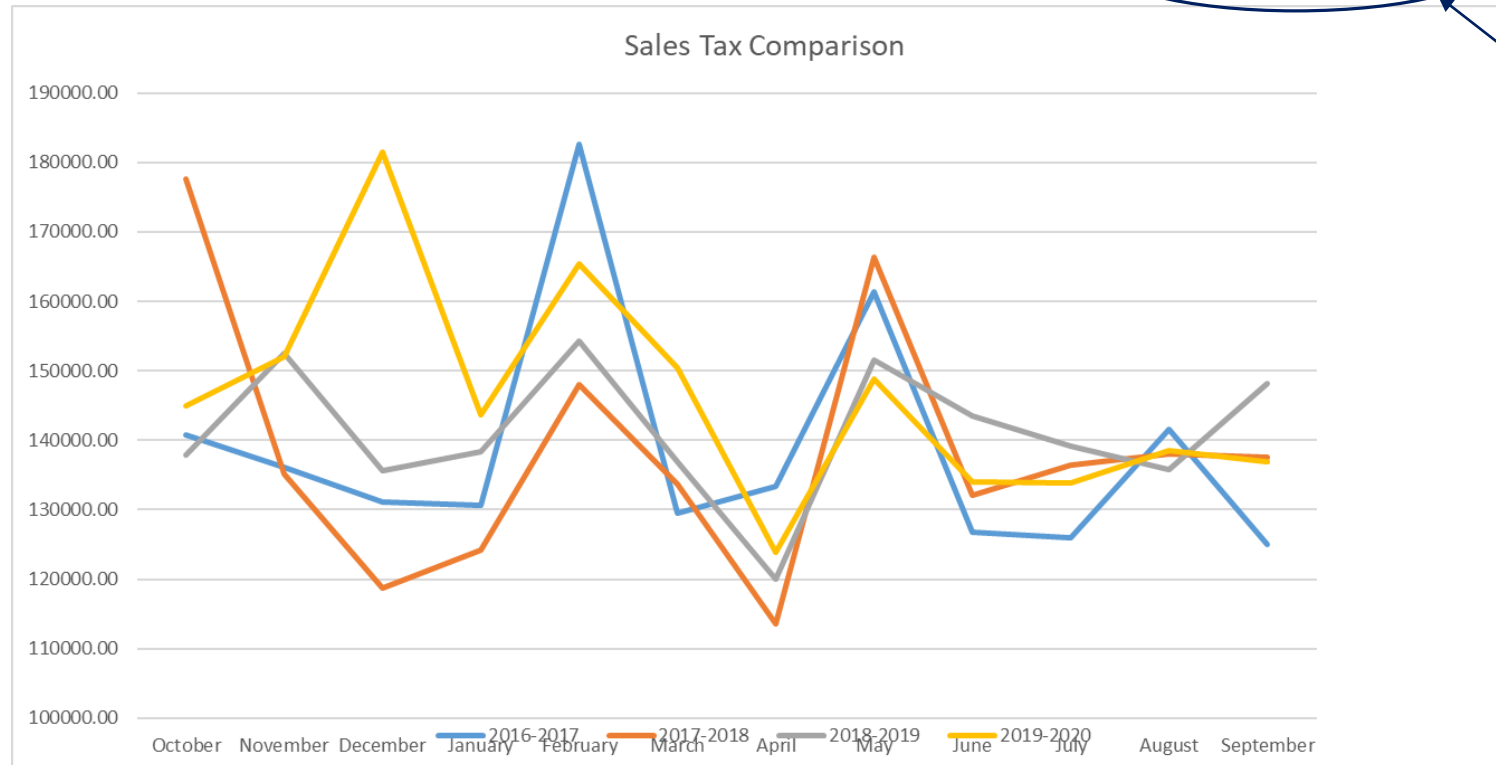
## Ideas to discuss

- Declaring a structure substandard doesn't require a Commission, its already an authorized function of the Code Administrator, per IBC and PMC adopted codes.
- The process is somewhat the same as spelled out in the ordinance except that the functions are preformed by the Code Administrator.
- Duplicating the functions is redundant.
- Anyone who wishes to appeal can file in district court which is already established in ordinance.
- Dissolving the Building and Standards Commission would save time and recourses. Identify if any members would like to shift to other Board/Commission Vacancies

**TBD** : Placing liens and the actual demolishing of substandard buildings and property need to be addressed. We would want to address more concrete process in Code of Ordinances

# Sales Tax Revenues

	October	November	December	January	February	March	April	May	June	July	August	September
2016-2017	140795.36	136060.86	131195.31	130568.85	182555.99	129434.26	133324.28	161343.42	126733.68	125901.26	141562.14	125077.11
2017-2018	177602.94	135208.31	118679.46	124237.23	148042.03	133708.97	113638.05	166286.89	132078.13	136426.09	138099.33	137482.34
2018-2019	137944.78	152568.28	135545.99	138387.80	154352.49	136893.59	120064.65	151473.19	143449.53	139175.38	135777.10	148128.45
2019-2020	144960.99	152041.93	181441.75	143606.48	165382.58	150357.54	123832.38	148885.93	134087.11	133834.24	138479.52	136895.97



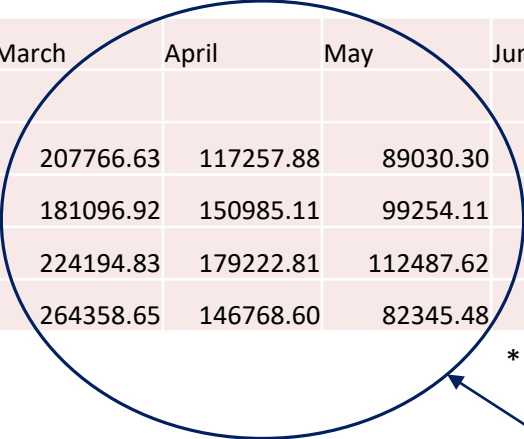
\* May 2020 through September 2020 are estimates

\* March 2020 and April 2020

\* Property Tax collections at 89% YTD

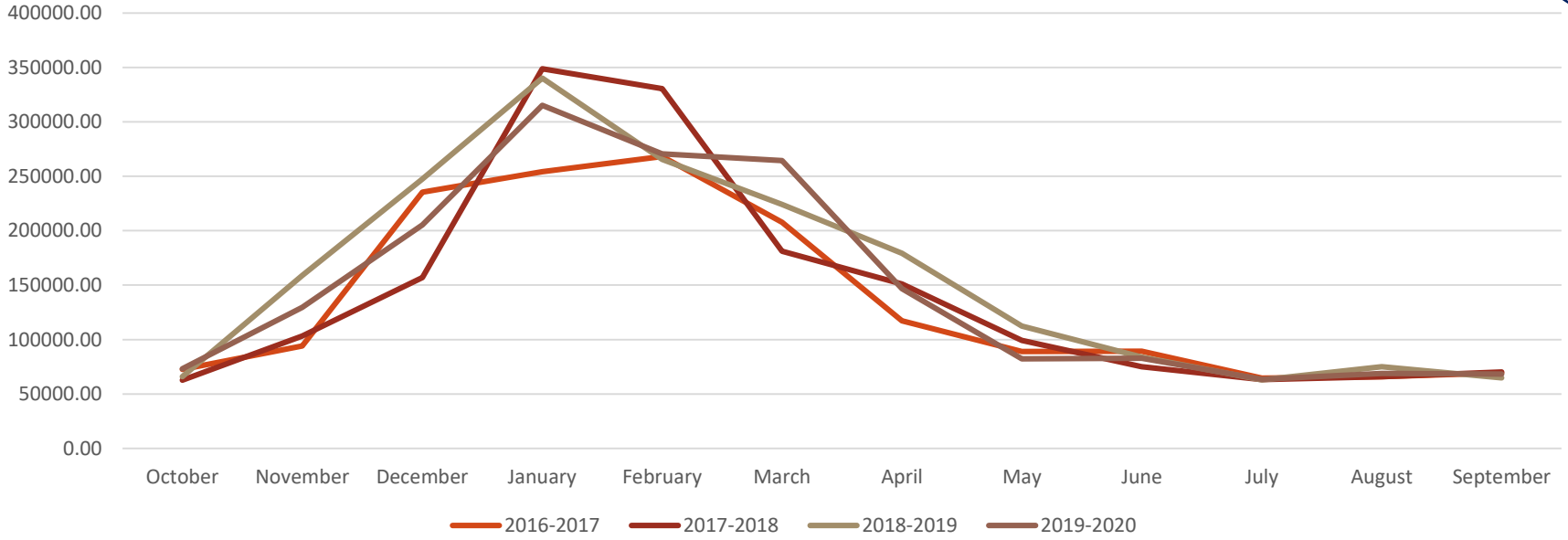
# Gas Revenues

	October	November	December	January	February	March	April	May	June	July	August	September
2016-2017	72513.91	94165.49	235356.63	254166.26	268317.47	207766.63	117257.88	89030.30	89408.76	64610.68	65855.05	69497.74
2017-2018	62740.91	103272.63	156999.84	348885.75	330407.13	181096.92	150985.11	99254.11	75085.89	63227.69	65842.42	70329.52
2018-2019	65806.25	158849.15	247638.19	340248.30	265403.88	224194.83	179222.81	112487.62	84009.38	62939.78	75165.05	64788.98
2019-2020	73199.59	129607.28	205427.02	315096.87	270660.48	264358.65	146768.60	82345.48	82834.68	63592.72	68954.17	68205.41



\* June 2020 through September 2020 are estimates

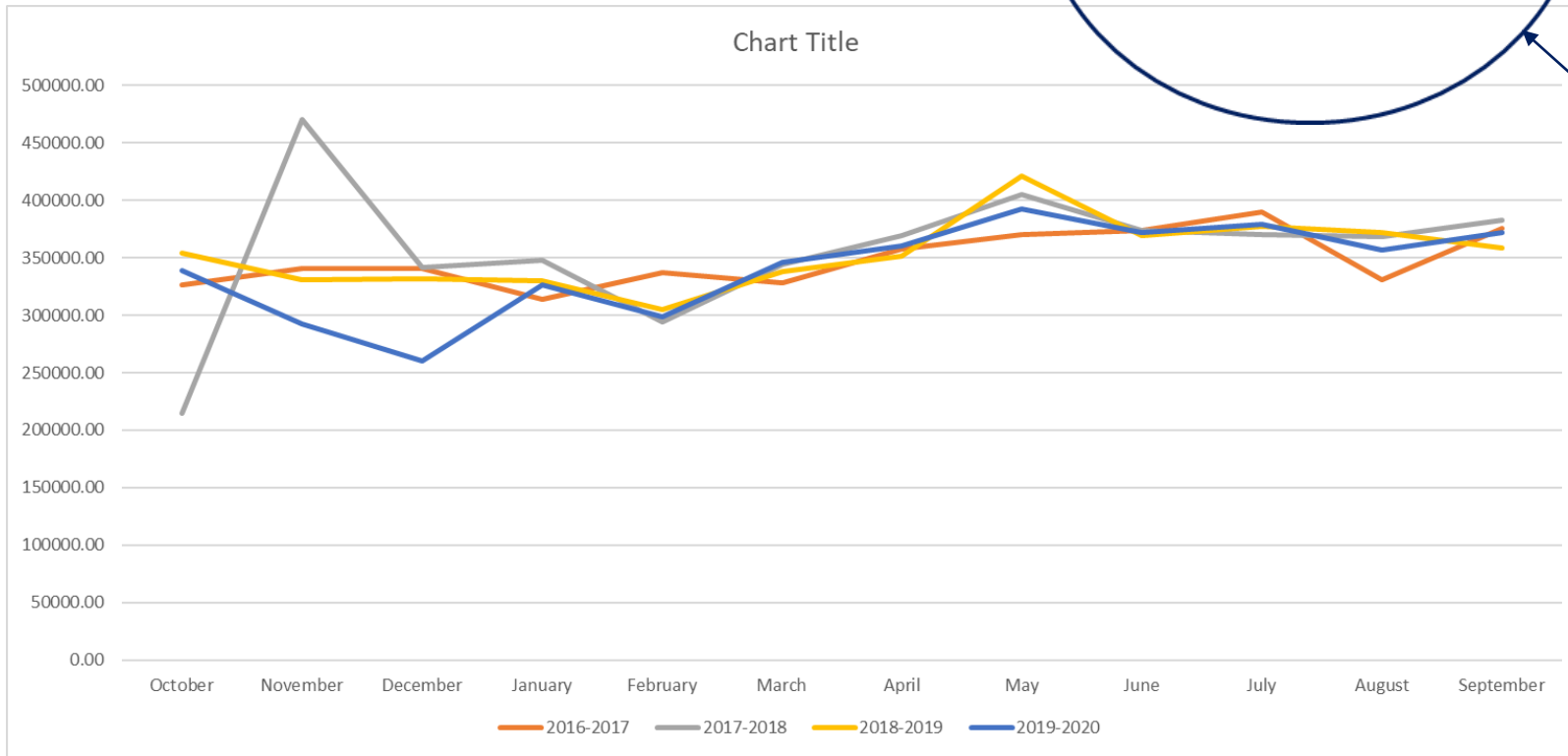
Gas Department Revenue



\* Revenue down for the last two months based on YoY view

# Water Revenues

	October	November	December	January	February	March	April	May	June	July	August	September
2016-2017	326779.89	340944.49	340944.49	313755.88	337467.37	328211.52	358063.25	369995.94	374115.25	389549.85	331173.57	375221.16
2017-2018	215042.93	470742.45	341897.78	348206.87	294676.58	344480.55	369812.90	405112.01	373612.82	369922.47	368124.54	383196.55
2018-2019	354505.45	331179.70	331613.06	329643.94	305352.35	338514.98	351673.86	420931.20	369742.53	377018.18	372069.83	358853.06
2019-2020	339103.36	292042.03	259982.21	326195.95	298734.43	346006.76	360315.01	392835.45	372490.20	378830.17	357122.65	372423.59



\* June 2020 through September 2020 are estimates

\* Trend for last three months has been similar to past YoY data

# It's A Great Day To Be In Alpine

---

