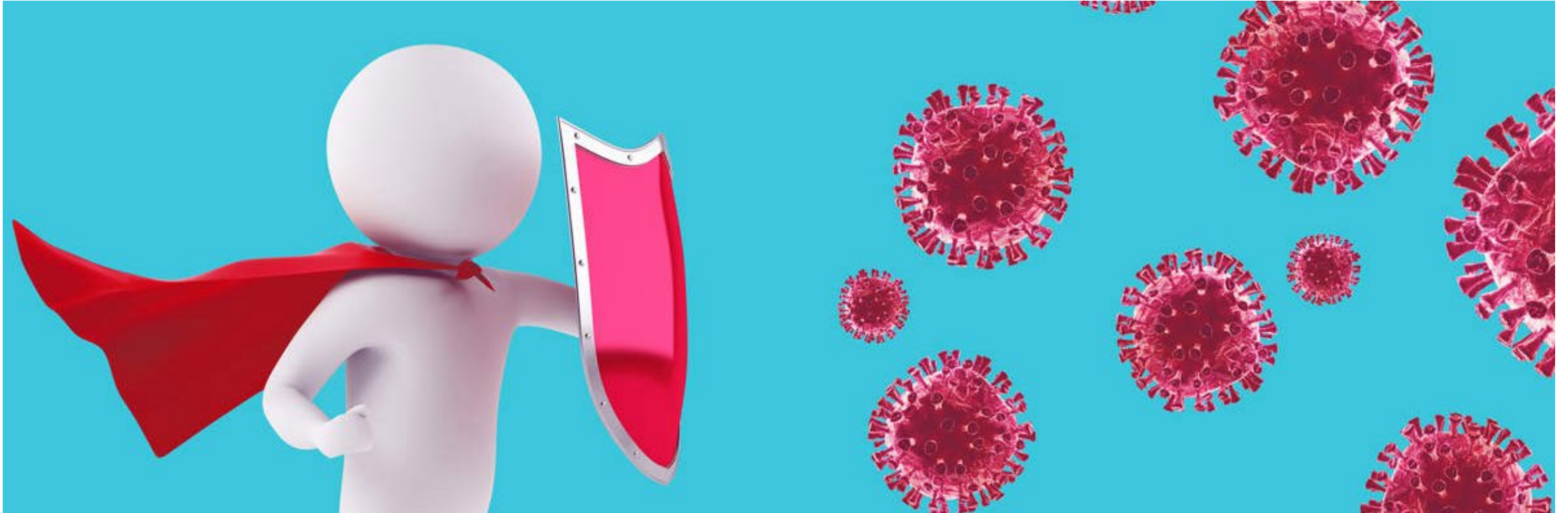


# Alpine City Council Meeting

CITY MANAGER UPDATES:  
NOVEMBER 3, 2020





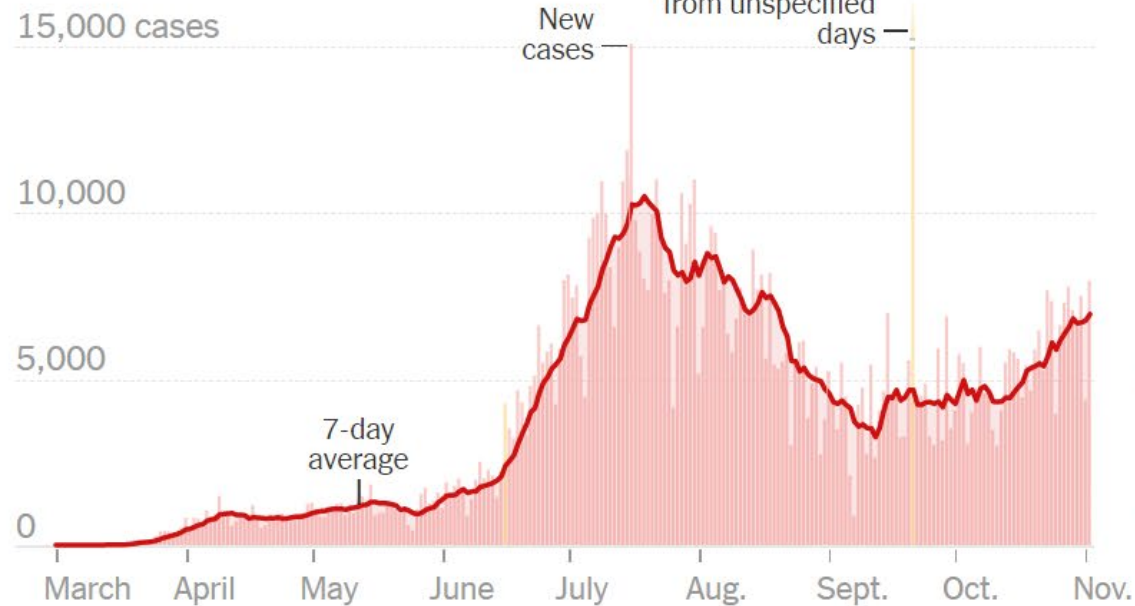
# COVID-19 UPDATE

---

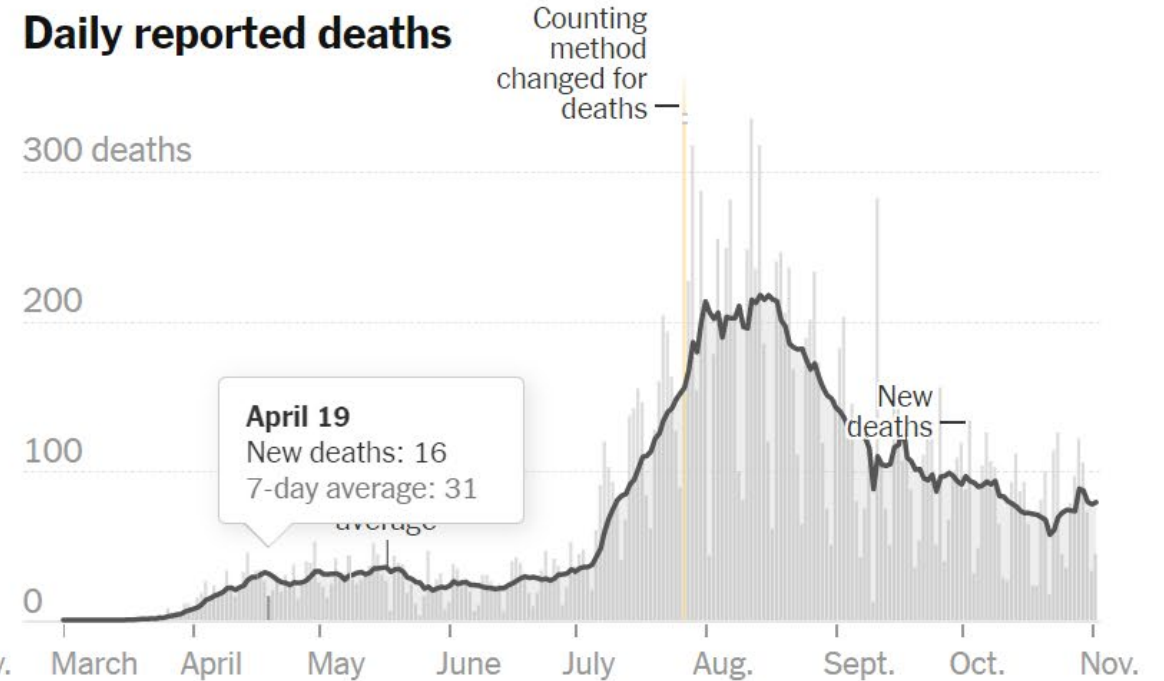
Source Data: November 3, 2020 – 8:00am

<https://www.nytimes.com/interactive/2020/us/texas-coronavirus-cases.html>

## Daily reported new cases

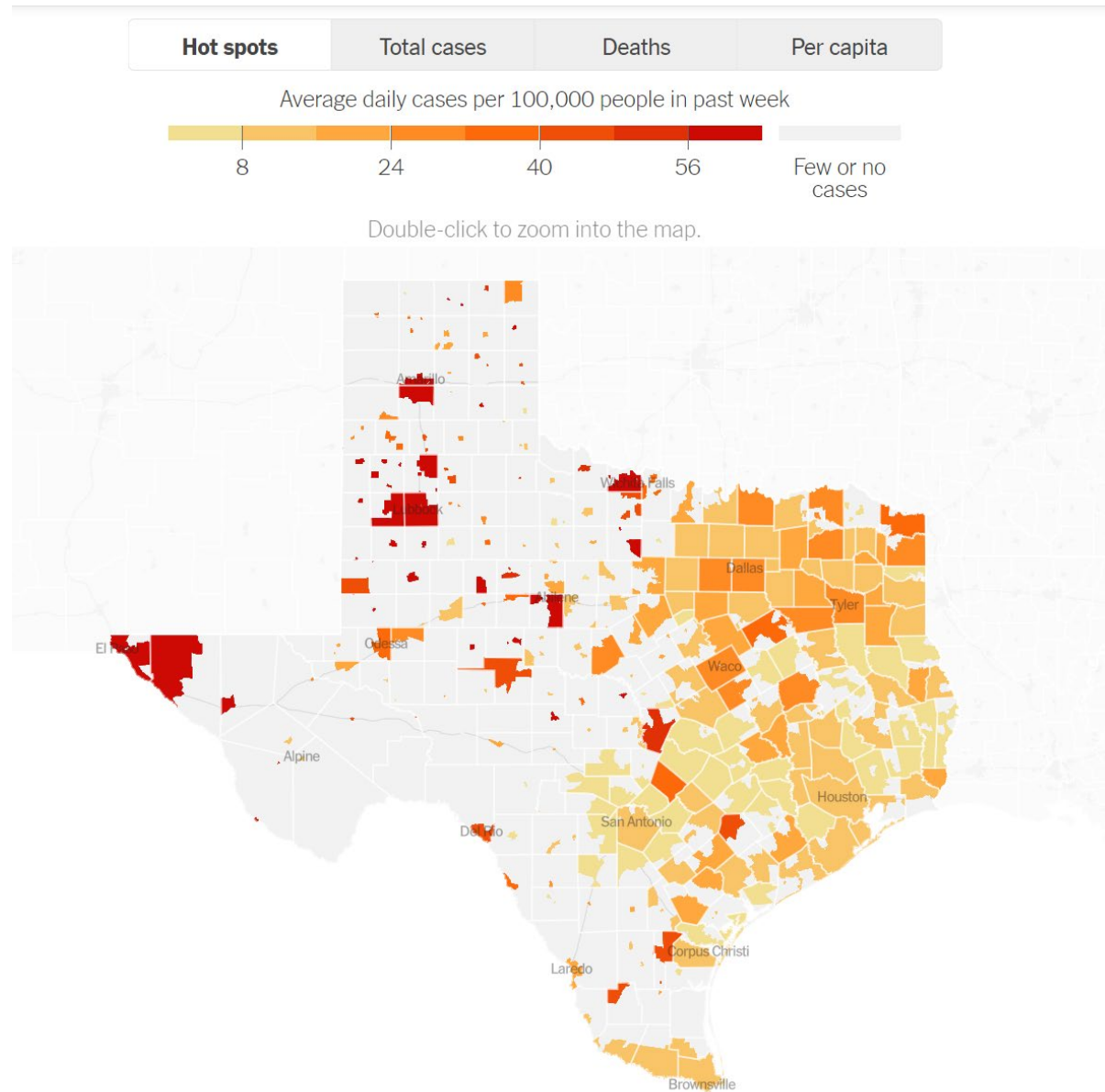


## Daily reported deaths



These are days with a data reporting anomaly. Read more [here](#).

Note: The seven-day average is the average of a day and the previous six days of data.



**Source Data: November 3, 2020 – 8:00am**  
<https://www.nytimes.com/interactive/2020/us/texas-coronavirus-cases.html>

# 5 Metrics to Follow

## **ICU hospital bed occupancy**

- This can change very quickly day to day. BBRMC would know this metric.
- Goal: less than 60% occupancy

## **New COVID-19 infections**(can be measured daily, weekly, or 14-day)

- 14-day goal: less than 50 new cases per 100,000 people
- Brewster County goal: less than new 4 cases over 14 days for the 9,267 population

## **Texas Infection Reproduction Rate**(<https://rt.live/us/TX>)

- Goal is to be less than 1.0
- For every 100 individuals infected, they infect X number of people
  - If each infection didn't lead to another person being infected, the number of cases would decrease over time

## **Testing positivity rates**

- Goal: less than 5% positivity rate

## **Average weekly testing**

- Goal: 150 tests per 100,000 population
- Tri-County goal: 198 tests weekly

<https://covidactnow.org/>

<https://globalepidemics.org/key-metrics-for-covid-suppression/>

<https://www.cdc.gov/coronavirus/2019-ncov/downloads/global-covid-19/SARS-CoV-2-Transmission-Metrics.pdf>

# Brewster County, TX

 SHARE

 RECEIVE ALERTS



COVID RISK LEVEL

## At risk of outbreak

Brewster County is at risk of an outbreak. COVID cases are either increasing at a rate likely to overwhelm hospitals and/or the state's COVID preparedness is below international standards.



NEW FEATURE

**Explore COVID Trends.** View raw case, death, and hospitalization data for Brewster County and compare it against other locations in our new Trends chart. [See it below](#)

### DAILY NEW CASES

 **15.5** PER 100K

Very large number of new cases

### INFECTION RATE

 **1.04**

COVID is still spreading, but slowly

### POSITIVE TEST RATE

 **2.0%**

Indicates widespread testing


### ICU HEADROOM USED

 **30%**

Can likely handle a new wave of COVID

Beta

### TRACERS HIRED

 **Unknown**

Insufficient data to assess

Beta

**Source Data:** November 3, 2020 – 8:00am

[https://covidactnow.org/us/tx/county/brewster\\_county?s=1163282](https://covidactnow.org/us/tx/county/brewster_county?s=1163282)

# Texas ▾

[Tweet](#)[Share](#)

Current  $R_t$

**1.06**

Cases

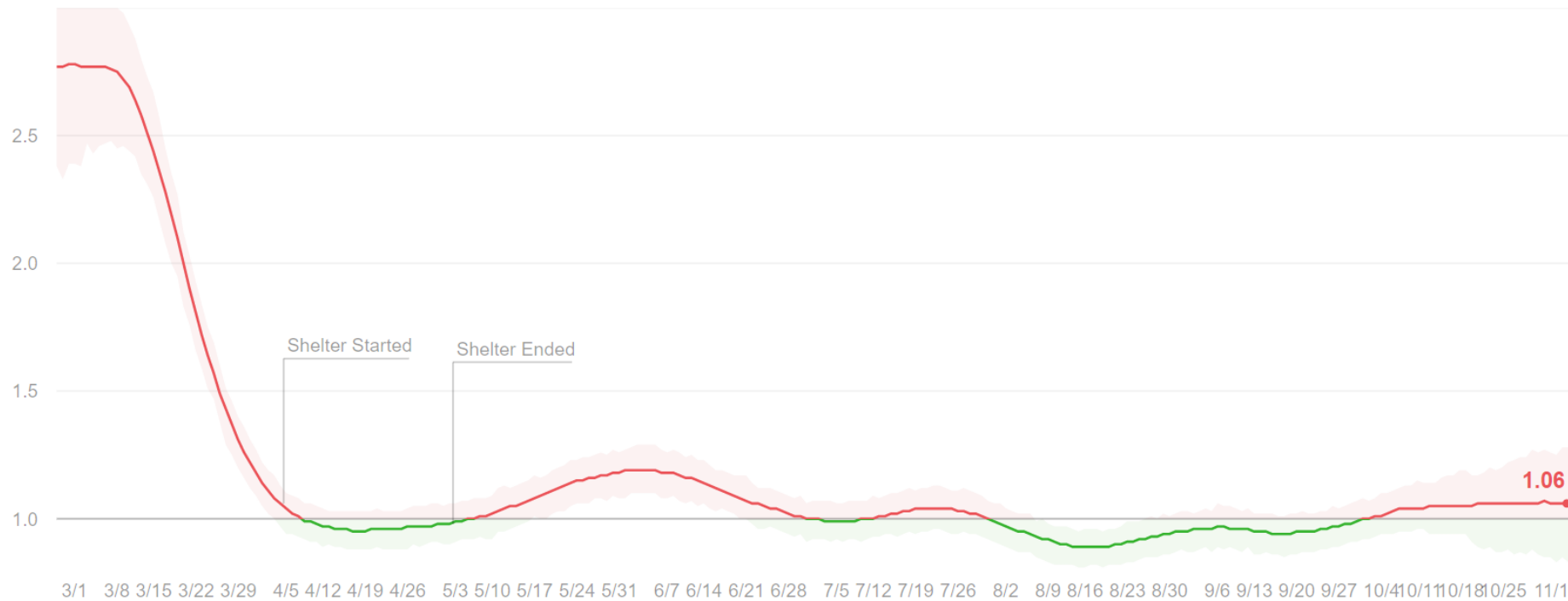
**876,975**

Tests

**8,158,491**

## Effective Reproduction Rate · $R_t$

$R_t$  is the average number of people who become infected by an infectious person. If it's above 1.0, COVID-19 will spread quickly. If it's below 1.0, infections will slow. [Learn More](#).



**Source Data:**

November 3, 2020 –  
8:00am

<https://rt.live/us/TX>





# COVID-19 STATUS REPORT

Brewster, Texas

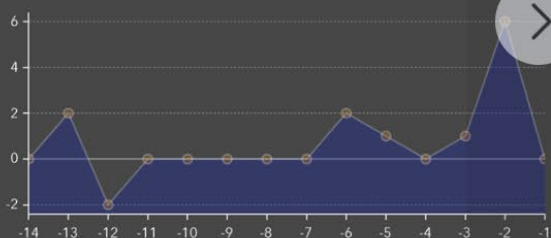
## POLICIES AND CASES

### COUNTY CASE DATA

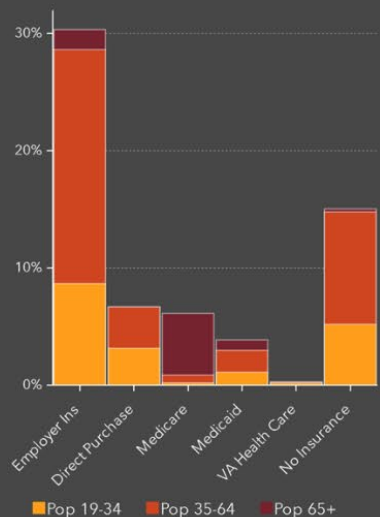


Texas State Statistics			
Total Confirmed	Deaths	Fatality Rate	Tested
936,816	18,502	1.97%	8,158,492

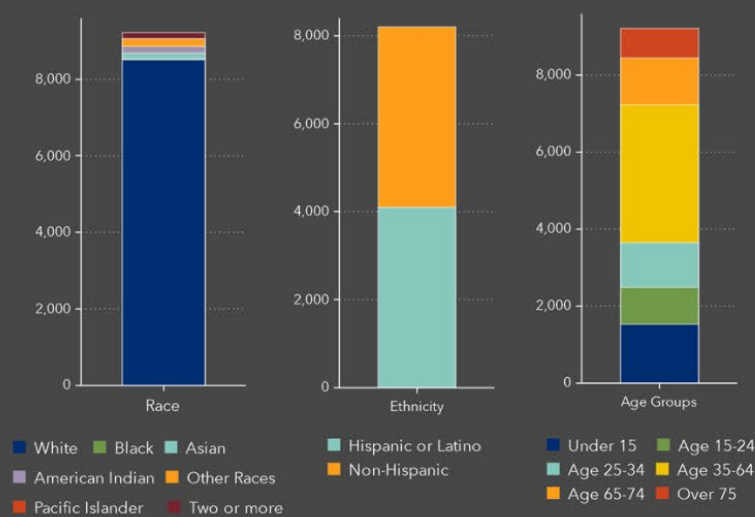
### NUMBER OF CASES IN LAST 14 DAYS



## HEALTHCARE FACTS



## POPULATION RACE, ETHNICITY AND AGE



25

Number of Staffed Beds



25

Number of Licensed Beds



3

Number of ICU Beds



1,475

People in Poverty (ACS)



9,216

Total Population (ACS)



1,987

Population Aged 65+ (ACS)



0

New Cases Since Previous Day



2,762

County Case Per 100,000 Population



1.95

County Fatality Rate



Health insurance, hospital data, and population counts are baseline data.

Source: 2014-2018 American Community Survey 5-year estimates, Definitive Healthcare, Red Cross, Johns Hopkins University

For more information about this infographic, please visit the [U.S. Map FAQ page](#)

© 2020 The Johns Hopkins University, The Johns Hopkins Hospital, and Johns Hopkins Health System. All rights reserved.



Brewster County, Texas

22h · 🌐

Daily COVID-19 Update for November 2,

NOTES:

1. Active Cases: 15

2. Daily hospitalizations: 4

... See More

— sharing a COVID-19 Update.



5

2 Comments



Like



Comment



Most Re



Karen Kay Walker Roberts

This is real pretty, too bad it is su  
a small font I can not read!

Like · Reply · 18h



Catherine Crumpton

Four hospitalizations! Wow.

Like · Reply · 18h



Write a comment...





# Local Events

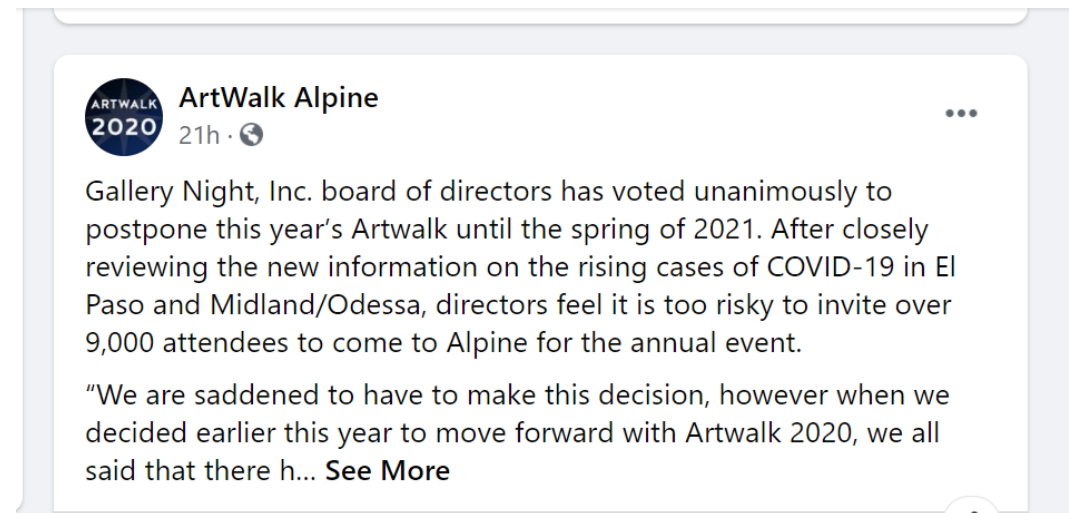
---

Wednesday Music and Mercantile continues to be successful

Halloween Trail and Treat was successful

- Over 150 kiddos attended
- Park portion was more popular than drive through

Gallery Night / Artwalk - postponed





It's A Great Day To Be In Alpine