



Alpine City Council Meeting

CITY MANAGER, LHA AND STAFF UPDATES

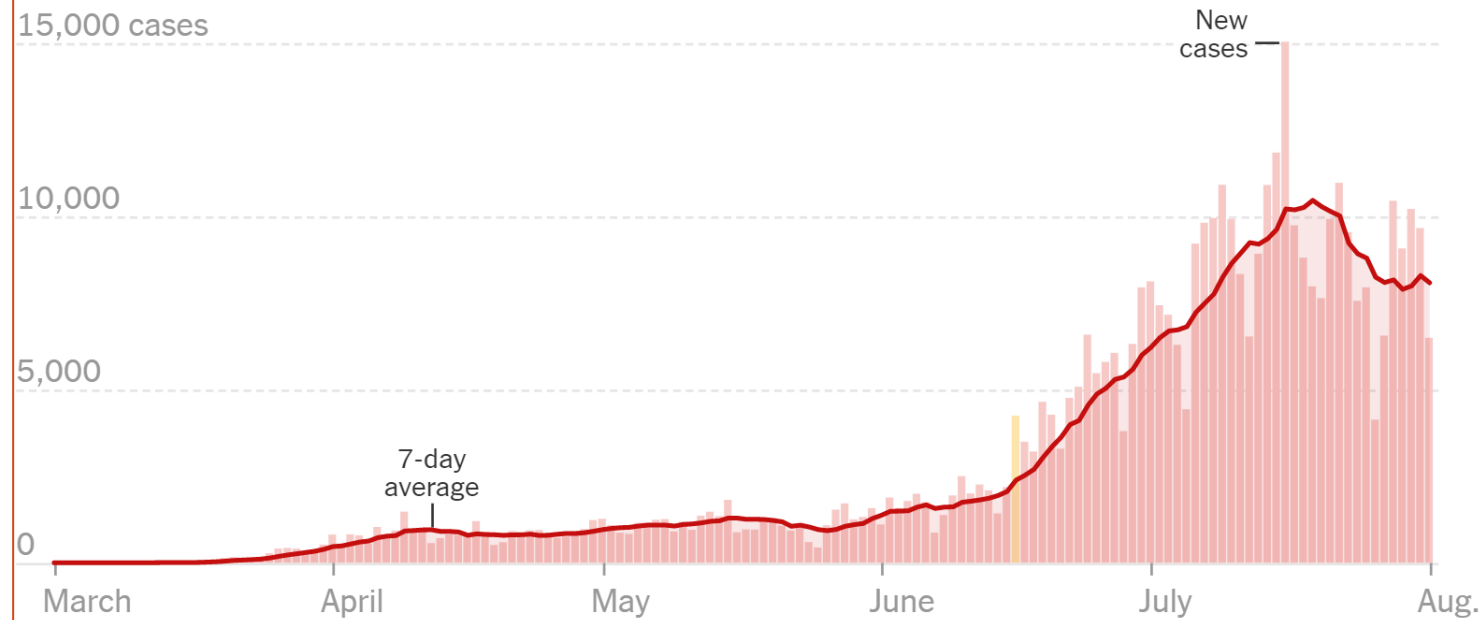
AUGUST 4, 2020

COVID-19 UPDATE

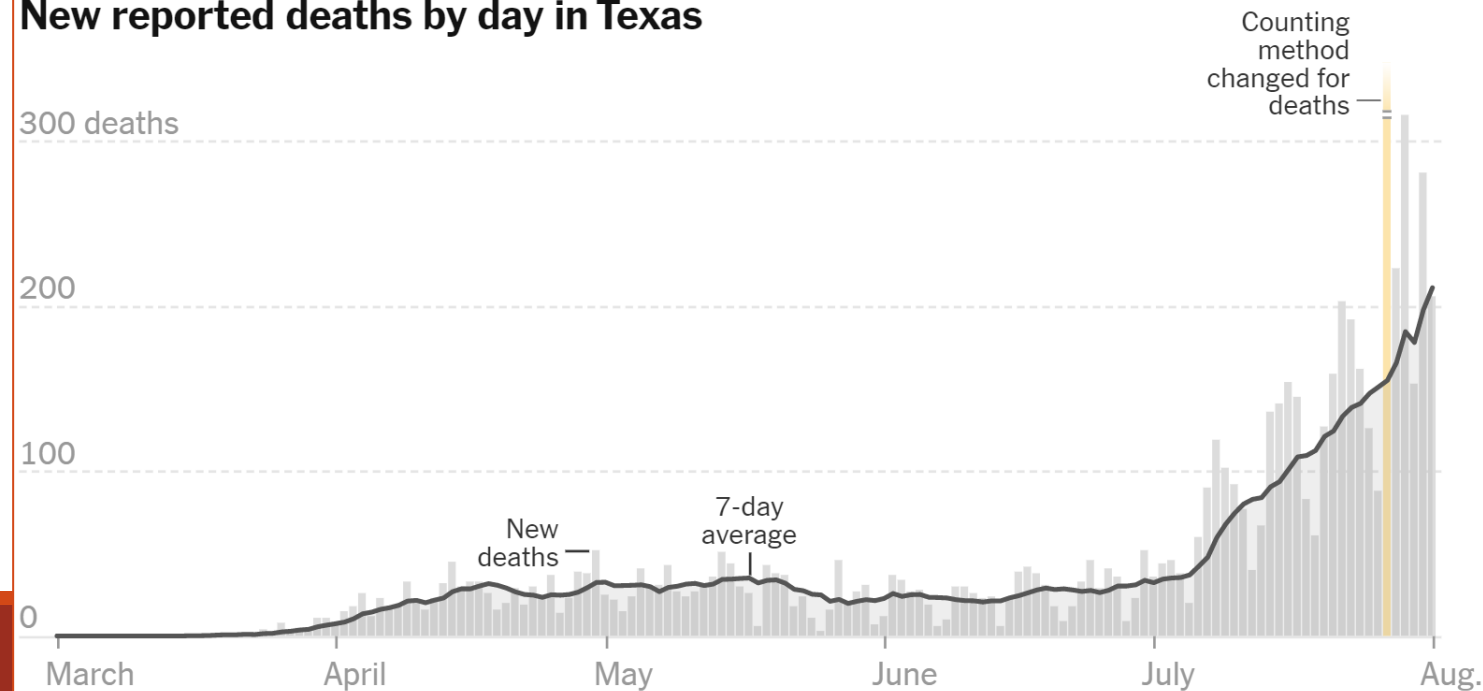
4 AUGUST 2020

DR. EKTA ESCOVAR –
BREWSTER COUNTY
LHA

New reported cases by day in Texas



New reported deaths by day in Texas



<https://www.nytimes.com/interactive/2020/us/texas-coronavirus-cases.html>


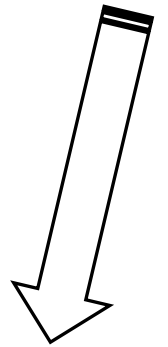
Case Counts

Total (Active)

As of 8/2 1800	Population	Cases	Cases/1000	Tests	Tests/1000
US	327,200,000	4,810,010	14.5	59,800,995	180.67
Texas	28,700,000	453,142	15.63	4,028,966	138.95 (13 th lowest)
Tri-County	18,773	236	12.57	3,240* <small>*(not accurate, many clinics not sharing data)</small>	172.59
Brewster Co	9,267	177	19.10		

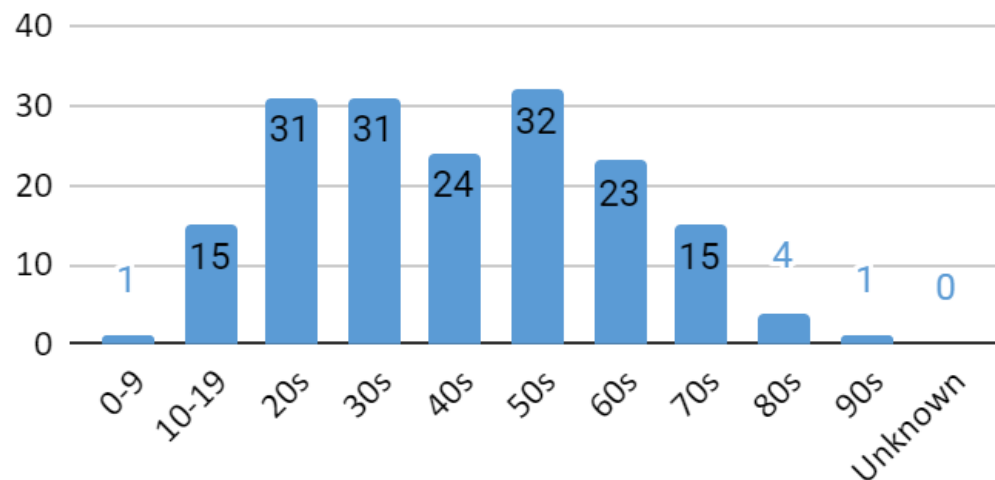
Brewster – 177 (7) + 2 deaths

	TOTAL CASES	PER 100,000	CASES IN LAST 7 DAYS	▼ PER 100,000	WEEKLY CASES PER CAPITA
					<div> <div>1</div> <div>2</div> <div>3</div> <div>4</div> </div> <div>FEWER</div> <div>MORE</div>
Texas	448,579	1,547	56,573	195	<div> <div>Mar. 1</div> <div>Aug. 1</div> </div>
Brewster	181	1,967	5	54	

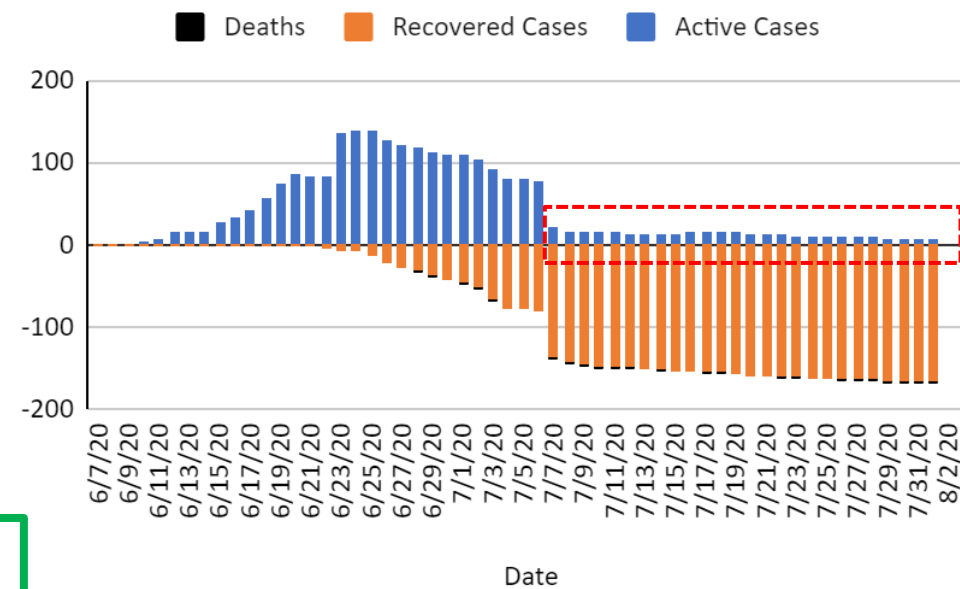


Number of COVID-19 People

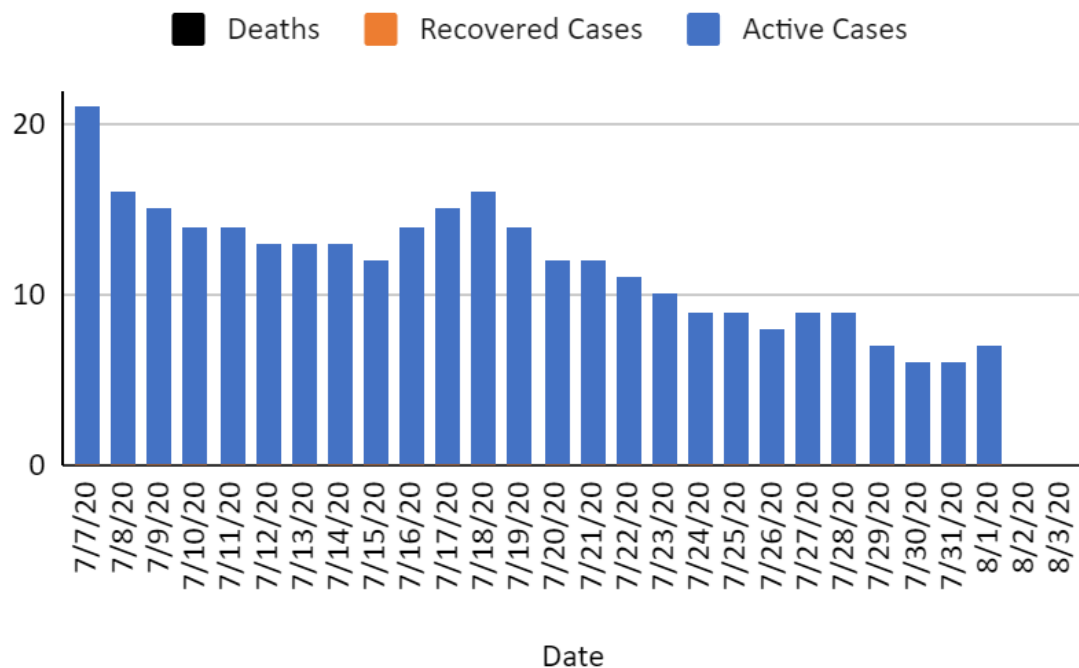
Brewster County COVID-19 Ages



Brewster County COVID-19 Dashboard



Brewster County COVID-19 Dashboard



Economic Development

Phase 1 : Knowledge Based Worker Development

- Have Source Guide Created
- Partner with Library (confirmed with Don Wetteraur)
- Partner with Education Institutions

Phase 2 : Local Incubation Facility

- Discussed in last Grant presentation and as part of our 5-Year Capital Plan (will work through Grant programs (primarily on USDA) with regards to Feasibility Study

Phase 2.5 : Local Needs Generation

- Work with SBDC, ADA and local Chamber on business needs
- Utilize GAP Analysis Data
- Reflect on 2016 Vision Plan

Solve for Housing

Downtown Renovations: Target continued development along Murphy, Holland and Ave E



Human Resources / Staffing

Personnel Policy Book Update

- Combining of the 2016 and 2018 versions are complete
- A few questions from Employees: Vacation Carry-Over, Vacation Buy-Out
- No changes to version that we reviewed in June

EMPLOYMENT OPPORTUNITIES

Employment Opportunities

Online Application

Background Check Authorization

Job Descriptions

CURRENT EMPLOYMENT OPPORTUNITIES

Records Management Clerk

- [Part-Time, Click for Job Description](#)

Airport Supervisor

- [Full-Time, Click for Job Description](#)

Utilities Operator I

- [Full-Time, Click for Job Description](#)

Utilities Operator II

- [Full-Time, Click for Job Description](#)

Maintenance Crew I

- [Full-Time, Click for Job Description](#)

Communications I - Alpine Police Department Dispatcher

- [Part-Time, Click for Job Description](#)

Police Officer

- [Full-Time or Part-Time, Click for Job Description](#)

Internship Opportunities

- [Click For Details and Job Description](#)



Employee Turnover

Has Been a priority for this year: Presented at March 3, 2020 Council Meeting

Turnover – Previous 5+ years

- 2014-15 : 26 employees
- 2015-16: 17 employees
- 2016-17: 23 employees
- 2017-18: 33 employees
- 2018-19: 36 employees
- 2019-20: 18 employees so far (run rate of 21.6 – which is down from our run rate of 24 in March)

Longer term goal of < 20 employee turns per year

Good candidate profiles in PD and Utilities: allows us to be selective

FY 2020 – 2021 Tax Rate

Certified Tax Values – Received July 27, 2020

- 2020 - \$ 360,724,080 * 2019 - \$ 364,869,507
- Under Protest \$ 3,793,097 - deadline August 5th – may change values

Truth In Taxation – Changes

- Levels of tax approval, calculations, and publication options
- Increased number of worksheet calculations
- Tax Office – software issues

Setting Tax Rate

- Calculations with software and manual reflect different rates
- Voter approval rate lower than no new revenue rate
- Continue working with Tax Assessor to determine correct calculations

Budget Updates from Draft

Very minor adjustments to Budget
from 2nd Workshop

Once Tax Rate dollars are firmed from
the Tax Office, we will update into
budget and send to Council for final
review

Will start the publication process in
the newspaper and website



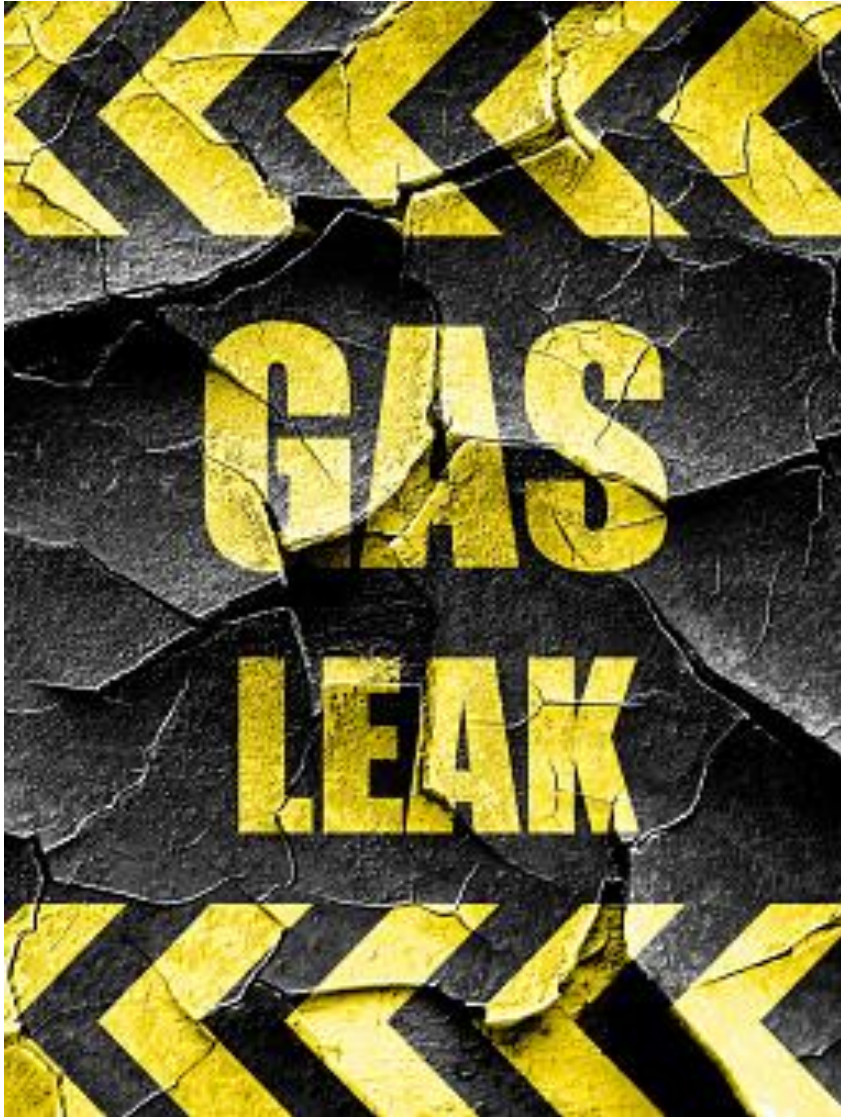
Budget Approval Timelines





**Know what's below.
Call before you dig.**

City of Alpine Utilities



Gas Utility Update - DIMP

The gas department DIMP Plan has changed as of January 6th 2020 to reflect 10% replacement of steel services in Zone 2 in both Alpine and Fort Davis.

- This consists in replacing 42 services in Alpine and 14 services in Fort Davis.

With Covid-19 causing some changes in operations and the replacement of main and services behind the Holland Hotel we pushed the Leak Survey Out four months.

- Grade 3 leaks totaling 37 between Alpine and Fort Davis, all but 7 remain un-repaired in Alpine and we are currently working on them, which will help bring down the numbers of DIMP services that need to be replaced.
- Leak survey consisted of a total of 126 leaks, 72 above ground leaks between Alpine and Fort Davis (all repaired), and 54 below ground leaks between Alpine and Fort Davis (17 were Grade 1 & 2 Leaks all Repaired).

To date the gas department has not had a Railroad Commission Audit nor a TML Audit this year

To date is as followed for DIMP

Alpine-Zone 2: 25 of 42 have been replaced leaving 17 left for the year.

Fort Davis-Zone 2: 14 left for the year.

Totals to be completed for the year: 31 services.

Leaks

Above Ground Leaks Repaired

- 65 above ground leaks in Alpine
- 7 in Fort Davis

Grade 1 & 2 below ground leaks Repaired

- 13 in Alpine
- 6 in Fort Davis

Grade 3 below ground leaks Repaired

- 20 of the 27 grade 3 below ground leaks in Alpine
- 11 of 11 in Fort Davis





Water/Wastewater Utility

June & July have proven to be very productive for water utilities team members. We are currently working on a number of projects related to our SCADA operating system and water treatment plant upgrades. These projects are scheduled for completion between August – September 2020. Department operations data is as follows:

SCADA: in motion to move forward with replacing our SCADA operating system that monitors and controls the city water supply system. The current system is in such poor condition that we have been operating entirely in “manual” mode – which translates to hand operating the system with manual control switches, around the clock.

- Project Manager Shane Evans has been working to harvest all of the old antennas and other components from the old system, in an effort to save money on parts cost, and has accumulated approx. \$12,000 in savings by performing complex work in-house in lieu of contractors.
- Mr. Evans has also taken a lead role in designing & erecting 11 – 40’ radio towers at all well sites to accommodate communications for the new SCADA system.

Training

Operator Training – DPU Scott Perry and Project Manager Shane Evans are hosting training sessions for all Water & WW personnel that include topics such as TCEQ Rules & Regulations, equipment orientation & training for basic water sampling procedures, Algebra & Geometry for water utilities (Volume, lift, GPM measurements, etc.) The sessions are completely interactive and hands-on. All participants complete worksheets from the training sessions that can be used for reference by personnel in their daily duties. Staff members are not graded on their work – it is the engagement that we all benefit from as we learn together.

UNDERSTANDING VOL., LIFT, GALLON MEASUREMENTS

1. What is the Volume of the Tank?
87,965 CF $\pi \times 20^2 \times 28$
2. What is the CF per 1 FT of the Volume?
314.16 CF
3. How many lifts are there in the Tank?
28
4. How many gallons can "EAST TANK" hold?
65,797.6 gals. $314.16 \times 28 \times 7.48 = 2319.9 \times 28$
5. How many gallons are there in one FT?
2350 gals 314.16×7.48
6. If $\frac{1}{2}$ Turn on the T&E Handle the CHA-VAL will produce 30gals of water to the Tank in one minute how many gallons will be sent to the Tank in one hour? 1800 gals. 30×60
7. In 12 hours how many FT will be filled in the Tank? 9.2 FT 1800

TURNS	GALLONS
2.0	30
1.5	22.5
1.0	15
0.5	7.5
0.25	3.75

NOTE - "SHOW YOUR WORK"

Water Utilities Operations Data

May/June July 2020

		MAY		JUNE		JULY	
TOTAL NUMBER OF SERVICE ORDERS		157		190		227	
LEAK INVESTIGATE / REPAIR		9		7		16	
SEWER BACK UP		4		4		2	
TAP INSTALLATION SEWER / WATER		5		3		2	
TAP ASSESMENT SEWER / WATER		3		2		8	

OTHER SERVICE ORDERS TO INCLUDE
METER OFF
METER ON
SPECIAL READ / BILLING
METER CHANGE
PRESSURE TEST
OTHER REQUEST



Water main
break @ Country
Club Estates –
June 2020

WASTEWATER TREATMENT PLANT

Task Order #3 – J&M Engineering has been issued a task order by the city to follow up on the failed aerator replacement project that was started by another firm in 2018. The order includes comprehensive spec, design and management of aerator replacement and installation, as well as the installation of the automated bar screen.

WWTP Main Breaker Panel/ Replacement – The main breaker panel located at the lift-station at the head of the plant. This panel is critical for the proper function of the entire WWTP, as it moderates the proper consistent flow into the plant. *Installation of the automated bar screen was put on hold due to the breaker panel's degraded condition. Installation is moving forward at this time.

Sludge Removal/Belt Press – The belt press unit that the city had agreed to purchase approx. 12 months ago has been in operation since January 2020. During the 7 months of operation, city staff have struggled to keep the machine from experiencing minor technical issues, resulting in shut down of operation. WWTP staff have worked diligently with Skinner's Well Service to replace worn components & get the machine operating properly. I am happy to report that the belt press unit is now in perfect working order & generating sludge at a much higher rate than before. We are currently scheduled to waste sludge 5 a week.

William Drake II/ PT Operator – Mr. Bill Drake is a Double AA Licensed Water/Wastewater Operator that has come to work part time with the city as a mentor and advisor to assist the city with maintain compliance with TCEQ @ approx. 8 hours per week. Bill retired from the City of Abilene as Wastewater Director and also assist several other cities in west Texas in an advisory capacity.

AIRPORT OPERATIONS

Business has been slow, but consistent for the Alpine airport during recent months. Fuel sales are down slightly to date. This is mostly attributed to the reduction in travel due to Covid 19, as well as reduced flying hours by CBP and TxDPS due to various conditions. CBP has transferred the Huey Helicopter that was based here to El Paso which will also result in a reduction in air traffic for now. Other highlights are as follows:

The position of Airport Supervisor has been posted and is currently open for applications.

ACMA/TxDot lighting project – Representatives from Lochner Aviation and TxDot were out during the month of July to perform inspections from previous work performed & gather information to move forward with the current lighting project. More information to follow next month.

2020 Aviation Conference – Scott Perry will be in attendance for info updates & information

August 5th, 2020 Airport Advisory Board meeting scheduled for 4pm



Tourism Update

CHRIS RUGGIA – ALPINE TOURISM
DIRECTOR

4 AUGUST 2020

National Travel Market Research

Travel Sentiment tracking closely with virus numbers

National Travel Spending at -51% from last year

- +1% over last week / +3% over last month

53.7% think pandemic will get worse in the next month (-7.8%)

81% of travelers support face masks in public (+3%)

Happy / Unhappy to see a tourism ad for their community

- 29.2% happy (-6.6%) / 37.5% unhappy (+6.2%)

Pent-up desire to travel & planning trips for “When it is safe”, but when will that be?

U.S. TRAVEL
ASSOCIATION®



 TOURISM
ECONOMICS
AN OXFORD ECONOMICS COMPANY

Destination  Analysts





COMING UP SOON
NIGHT 2!



VIRTUAL *Viva Big Bend* 2020
MARFA • ALPINE • FORT DAVIS • MARATHON

▶ ● ————— -2:57:24 ⚙️ 📺 🔊

Chat (47) ✎ 👥 ⚙️

➦ Share 💬 Comment ❤️ Love



2020 #ALPINETXPHOTO CONTEST

Free to Enter • Cash Prizes • Entry Deadline Sept. 30



THIS BUSINESS HAS COMMITTED TO PARTICIPATE IN ALPINE'S

RESTAURANT



SAFETY

PLEDGE PROGRAM

THIS BUSINESS HAS COMMITTED TO PARTICIPATE IN ALPINE'S

LODGING



SAFETY

PLEDGE PROGRAM

2020-2021 HOT Grant Applications Available

Download application at
cityofalpine.com

- [How Do I](#) > [Apply For](#) > [Hotel Occupancy Tax Funding](#)

Deadline August 28

HOT Grants Committee September 3





It's A Great Day To Be In Alpine