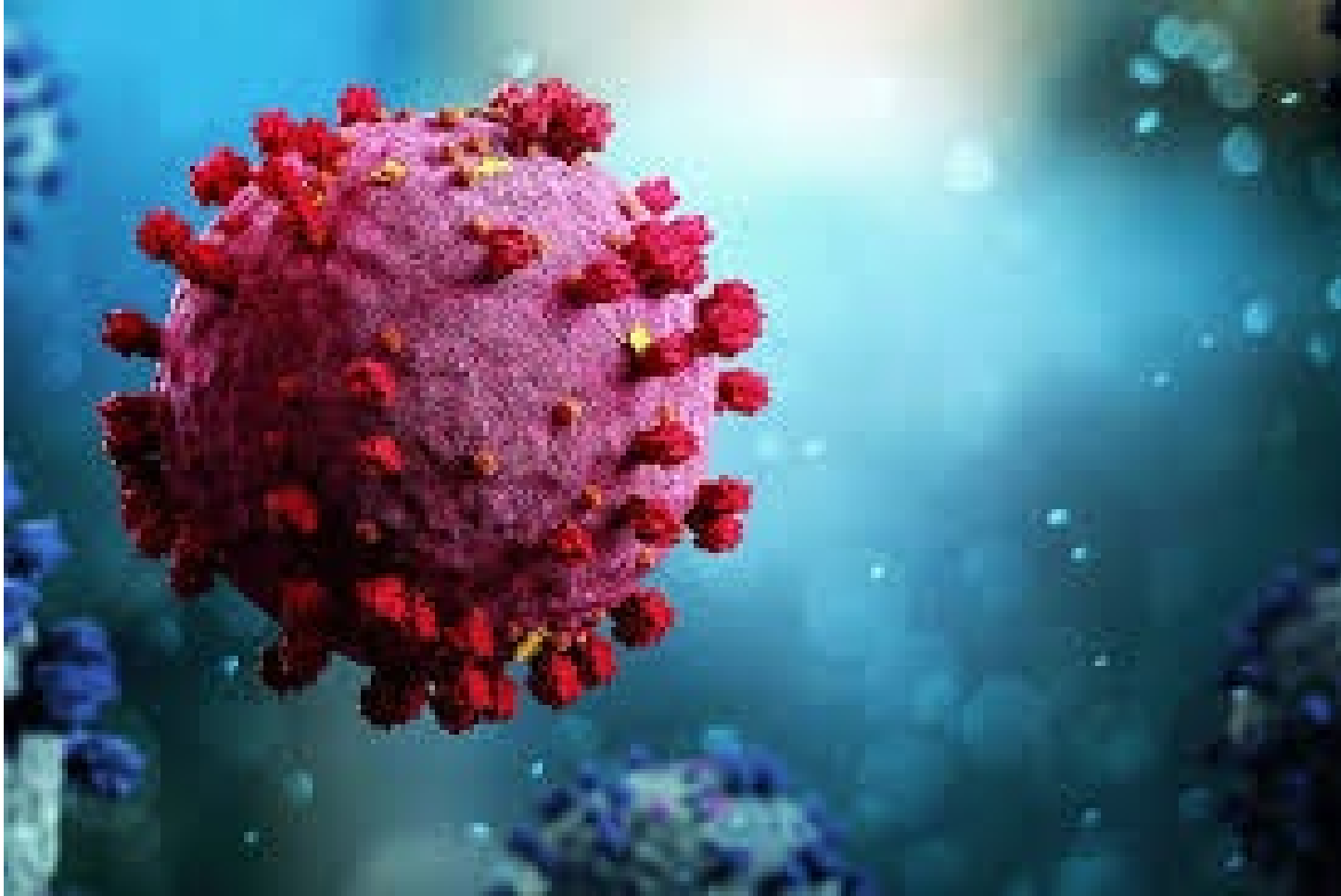




Alpine City Council Meeting

CITY MANAGER AND STAFF UPDATES

OCTOBER 6, 2020



COVID-19 UPDATE

CV-Team Meeting Update

Held Tuesday September 29th

Introduction to Region Health Authority – Dr. Rachel Sonne

Updates from City, SRSU and South County

City Update discussed Fall Events, CDC Guidelines on Halloween, Idea Share

Discussed concerns on all the exceptions in GA-30 and GA-31

GA-30 and GA-31

Posted on City Website

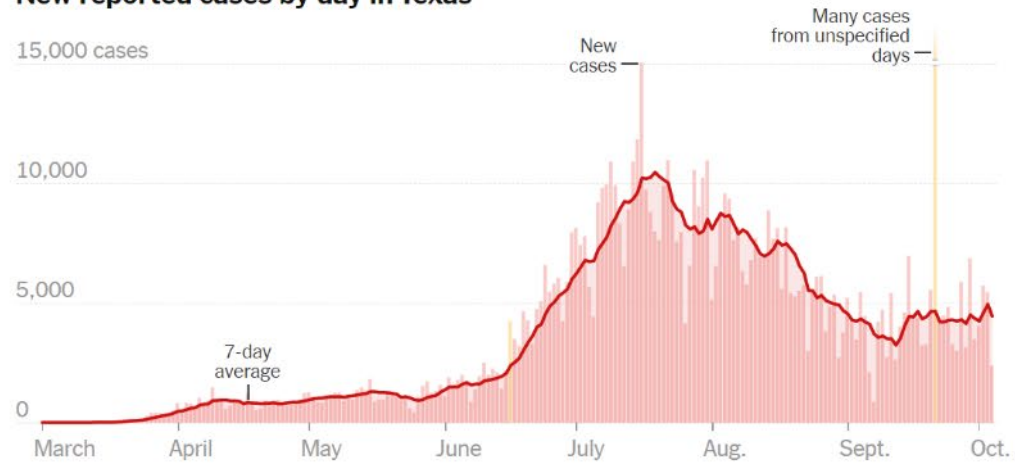
GA-30

- Supersedes GA-28.
- Relative to previous orders, the new order does the following of most significance to city residents: (1) keeps bars closed; (2) increases maximum restaurant occupancy from 50 percent to 75 percent; and (3) limits outdoor gatherings to 10 persons (other than those expressly allowed by the order – see below)
- Whole host of exceptions: CISA, religious services, local govt operations, child-care services, youth sports, youth camps, public and private schools, plus a couple of others

GA-31

- Focused on areas with high hospitalizations
- Brewster County not in that mix

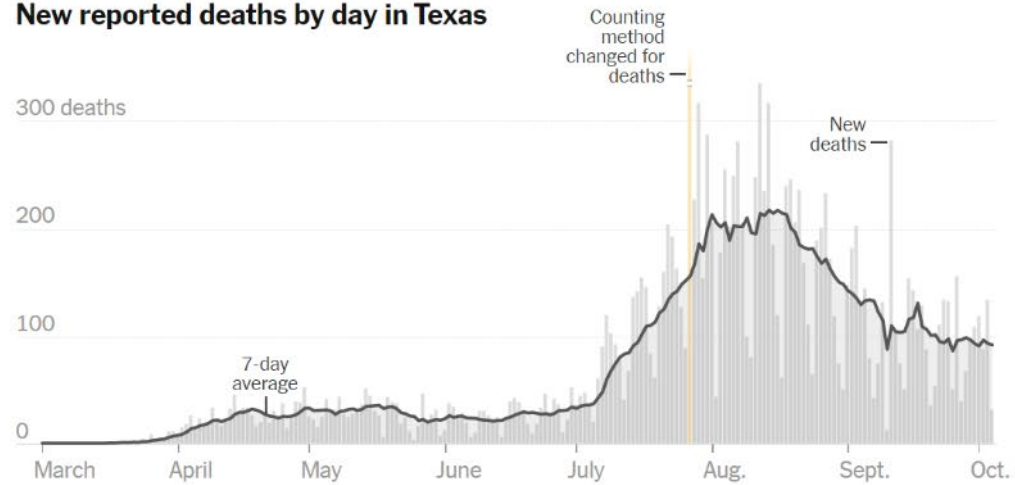
New reported cases by day in Texas



These are days with a data reporting anomaly. Read more [here](#).

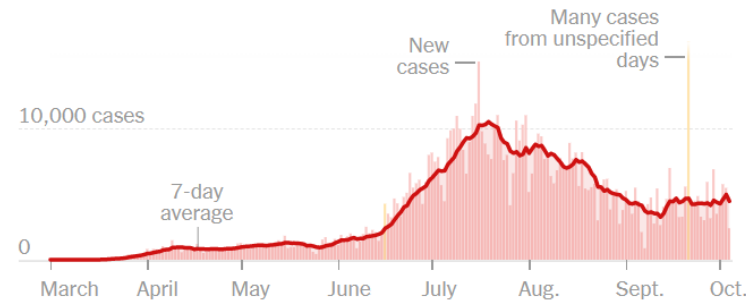
Note: The seven-day average is the average of a day and the previous six days of data.

New reported deaths by day in Texas



Texas Covid Map and Case Count

By The New York Times Updated October 5, 2020, 8:26 P.M. E.T.



	TOTAL REPORTED	ON OCT. 4	14-DAY CHANGE
Cases	801,368	2,391	-4% ↗
Deaths	16,487	31	-9% ↗

Day with data reporting anomaly.
Includes confirmed and probable cases where available. 14-day change trends use 7-day averages.

Map

By county

New cases

Clusters

324 older cases recently reported by labs were included in the statewide total but excluded from statewide and Bexar County new confirmed cases (106).
1 older case recently reported by labs was included in the statewide total but excluded from statewide and Collin County new confirmed cases (41).
164 older cases recently reported by labs were included in the statewide total but excluded from statewide and Dallas County new confirmed cases (453).
296 older cases recently reported by labs were

Molecular Tests
6,571,677
as of 10/4/2020

769,303
Confirmed Cases

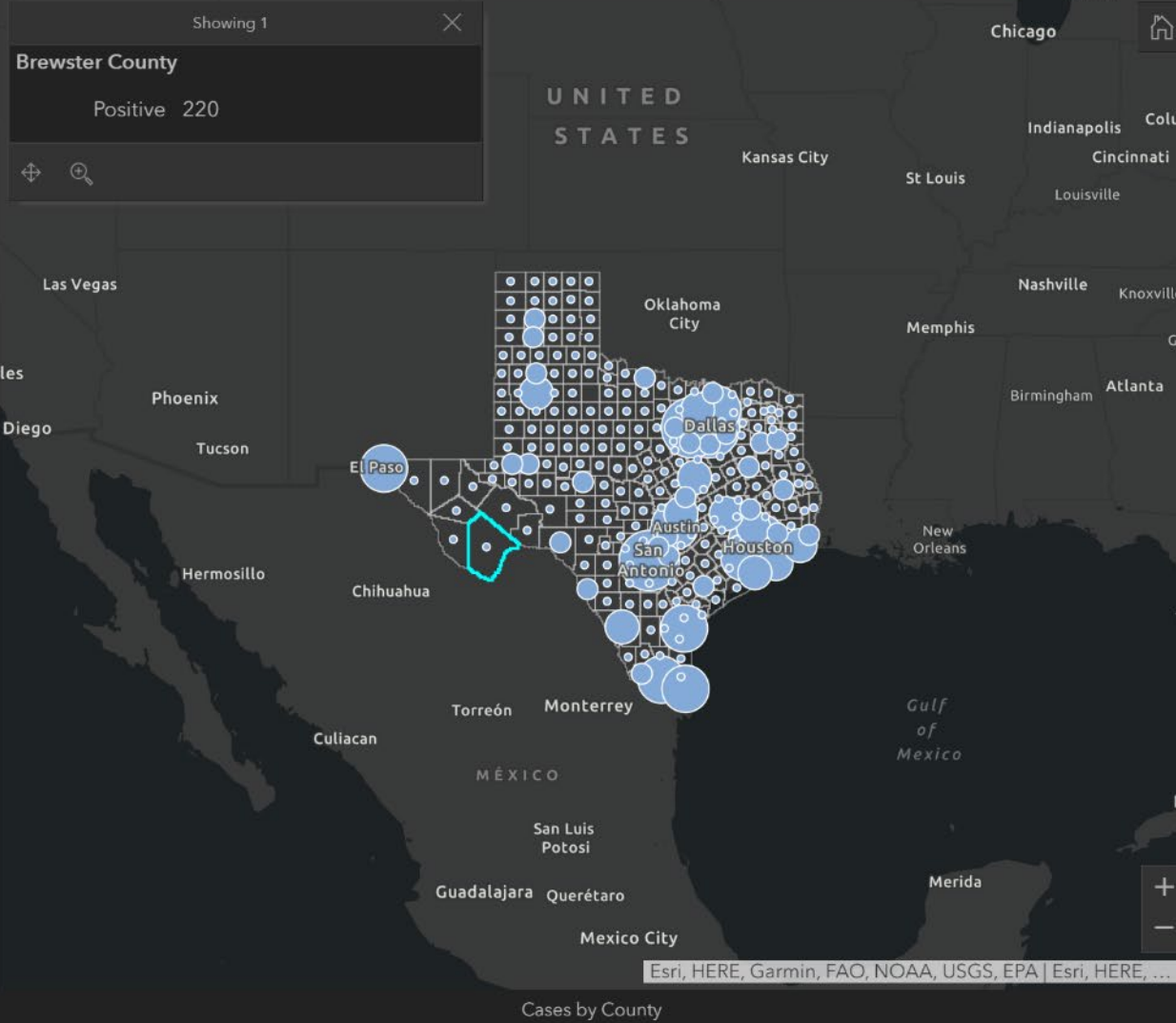
16,033
Fatalities

Daily New Cases
2,192
10/5/2020

Newly Reported Fatalities
8
10/5/2020

Estimated*
683,700
Recoveries

Estimated*
71,074
Active Cases



252 of 254
Counties Reporting Cases

Harris County
147,808

Dallas County
83,795

Tarrant County
48,275

Bexar County
48,110

Hidalgo County
32,406

Travis County
29,799

El Paso County
25,793

Cameron County
22,946

Fort Bend County
16,603

Nueces County
16,014

Collin County

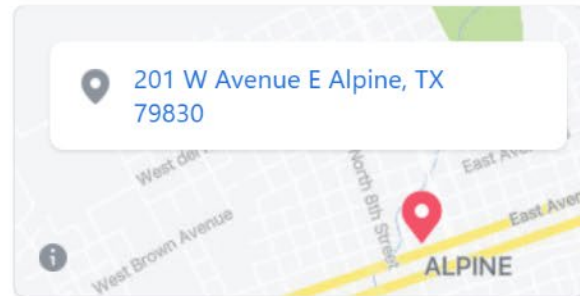
Disclaimer: All data are provisional and subject to change.
Total case numbers do not include probable cases. Fatality data come from death certificates and may include both confirmed and probable cases.
This dashboard will be updated daily by 4:00PM.

[COVID-19 Test
and Hospital
Data](#)

Last Updated
10/5/2020 3:15PM

About

See All



Brewster County Courthouse 201 W. Ave. E Alpine, Texas

Brewster County is the largest county in Texas.

3,817 people like this including 53 of your friends



4,277 people follow this

267 people checked in here

<http://www.brewstercountytexas.com/>

(432) 837-2412

Send Message



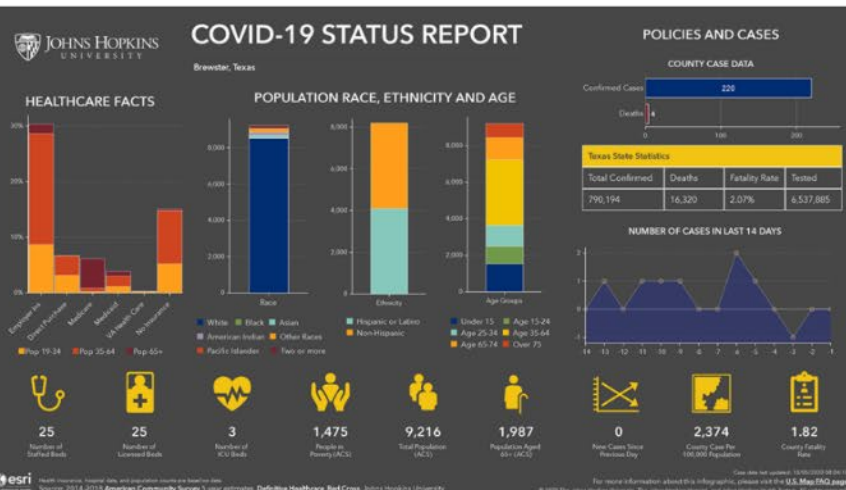
Brewster County, Texas

10h ·

Daily COVID-19 Update for October 5, 2020

Disclaimer:

Please be advised we are evolving how we distribute information about COVID-19 testing and results in Brewster County. Most of the information is pulled from the Department of State Health Services with assistance from the John Hopkins University, Sul Ross State University, and DSHS ArcGIS. The State is aware of some delays in reporting, mostly due to the use of private labs and they are working to streamline the data.... [See More](#)



5

19 Comments 4 Shares

34

CARES Act Grant

Blackboard Support

OIT Documentation

Education Department COVID-19 Info

Sul Ross Instructional Services Support

SRSU Academic Continuity Support and
Resource Guide

Up-to-date travel advisories

Coronavirus Disease 2019 Situation
Summary from CDC

Texas Department of State Health
Services updates

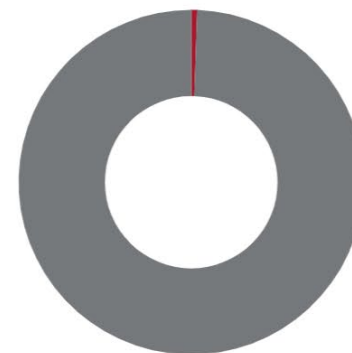
Getting started with Zoom

Small Business Development Center

51/1559

48/80

Alpine Faculty/Staff Active COVID-19 Cases



2/365

Alpine Campus COVID-19 Tests

1875

Total Cumulative Alpine Campus COVID-19 Cases

82





Reviewed and Discussed during Budget Workshops and Approval Process



Request for comprehensive list of buildings, land, valuations, cost to maintain, etc...



List is now compiled as part of our asset program

Eddie Molinar and David Hale assessing the buildings for longer term maintenance costs and needs



Taking action on Old Schoolhouse currently (RFP to go out next week) – use of CRF funds

City Property Update



COA - Building-Land Asset List



File Edit View Insert Format Data Tools Add-ons Help

Last edit was made on September 3 by Geo Calderon



Share



75% \$ % .0 .00 123 Calibri 12 B I S A

fx

NAME

	A	B	C	D	E	F	G	H	I	J	K
1	NAME	ADDRESS	APPRaised VALUE	FOOTAGE/ACRES	CONDITION	ANNUAL BUDGETED MAINTENANCE	ESTIMATED ANNUAL MAINTENANCE	PRIOR/ CURRENT IMPROVEMENTS	CURRENT NEEDS		
2	City Hall	100 North 13th	\$ 715,000.00	77,171 SQ FT/ 1.7716 Acres	Fair	\$ 12,000.00		2015-2018 Civic Center Remodeld 2020 - Paved Parking area	New Roof		
3	Police Dept/Court/Water Dept	309 W Sul Ross	\$ 495,000.00	72,563 SQ FT/ 1.6652 Acres	Good	PD - \$3,000 Water - \$15,000		2011 - Building Remodeled via Bond Improvements 2014 - Police Dept - new AC units	Convert old Muni Court area into a gym?		
4	Alpine School - Sunshine House	205 E Sul Ross	\$ 336,000.00	31,685 SQ FT/ .7274 Acres	Fair	\$ 2,500.00			Electrical/Plumbing upgrades, new Flooring, Paint, clean out		
5	Neighborhood Center	607 W. Gallego	\$ 181,000.00	14,444 SQ FT/ .3316 Acres	Fair	\$2,500 - \$12,000			Maintenance Building		
6	Visitor Center	106 North 3rd	\$ 159,000.00	21,667 SQ FT/ .4974 Acres	Good	\$10,000 - \$12,000		2020 - Paved Parking Area	HVAC		
7	Gas Department	203 North Apple	\$ 418,000.00	67,461 SQ FT/ 1.5487 Acres	Good	\$1,000 - \$25,000			HVAC, New Bathrooms (internal and external access), Lighting fixtures		
8	Old Fire Station	109 North 8th	\$ 260,000.00	9,963 SQ FT/ .2287 Acres	Fair	\$15,000 Included with Water					
9	Animal Shelter	2900 Old Marathon Hwy	\$ 542,000.00	87,120 SQ FT/ 2 Acres	Good	\$ 5,000.00		Built in 2011 2018-2019 - Additional Shade Structure 2020 - Kennel Floors			
10											
11	LAND ONLY - Post Office	100-109 N 13th	\$ 170,000.00	77,162 SQ FT/1.771 Acres		N/A	N/A				
12	American Legion Park	1100 West Stockton Ave	\$ 108,000.00	90,000 SQ FT/2.066 Acres							
13	Baines Park - LAND ONLY	400 South 5th	\$ 150,000.00	78,700 SQ FT/1.81 Acres							
14	Centennial Park - LAND ONLY	500 South 11th	\$ 171,000.00	103,673 SQ FT/ 2.38 Acres							
15	Juan Medina Park - LAND ONLY	300 South 11th	\$ 65,000.00	36,270 SQ FT/ .833 Acres							
16	Old Town Square	N 5th & W Sul Ross	\$ 72,500.00	18,148 SQ FT/ .4167 Acres							
17	Pueblo Nuevo Park	East Gallego Avenue	\$ 82,000.00	77,145 SQ FT/ 1.771 Acres							
18	Veterans Memorial Park	309 West Sull Ross	\$ 12,700.00	4,225 SQ FT							
19	Airport Terminal	3401 North Hwy 118	\$ 93,000.00	40,000 SQ FT/ .9183 Acres	Fair			2016 - New Roof 2017 - Outside/Inside Repainted			
20	Hal Flanders Recycling Center	Cemetery Road	\$ 81,000.00	15 Acres				2019 - Received Used Office Building			
21	Old Landfill & Adjacent Property - LAND O	East of Alpine	\$ 89,000.00	148.34 Acres		N/A	N/A	N/A	N/A		
22											
23	Wastewater Treatment Plant	6 Miles off Hwy 118	N/A					2018-2019 New Office Building			
24	Airport Runways/Taxiways	3401 North Hwy 118	N/A		Good - Excellent			2017-2019 - Rebuilt			
25	Kokernot Park - Land	Kokernot Park - Fighting Buck Ave	N/A								
26	Kokernot Park - Concession Stand	Kokernot Park - Fighting Buck Ave	N/A		Fair						
27	Kokernot Park - Restrooms	Kokernot Park - Fighting Buck Ave	N/A		Fair						



BUILDING SERVICES 2019-2020

A YEAR OF BALANCE AND
CHANGE

1

Phase 1.

Archived records.

Creation of new permits , policy and procedures.

New ordinances written and adopted.

AEP compliance (Electrical Program).

2

Phase 2.

Building Service / Fire Department fee schedules revised.

Building Service software

Code Enforcement

Continuation of Phase 1

3

Phase 3.

First steps for City of Alpine Comprehensive Plan

Continuation of amending and writing of ordinances.

First steps for zoning revisions.

Cross-connection control studies

Continuation of Phase 1 and 2

IDENTIFIED CORE ISSUES AND IMPLEMENTED ACTION PLANS

WHAT DRIVES OUR ACTIONS

MIND SET / SKILL SET ATTITUDES

- OBJECTIVES
- CHALLENGES
- ACROSS THE BOARD CONSISTENCY



LOOKING AHEAD

- THE NEW YEAR WILL BE DEDICATED TO ZONING REVISIONS AND THE COMPREHENSIVE PLAN
- CODE COMPLIANCE AND MUNICIPAL COURT
- CITY ORDINANCES THAT IMPROVE QUALITY OF LIFE AND BUILDING SAFETY THROUGH A COOPERATIVE EFFORT WITH CITIZENS OF ALPINE

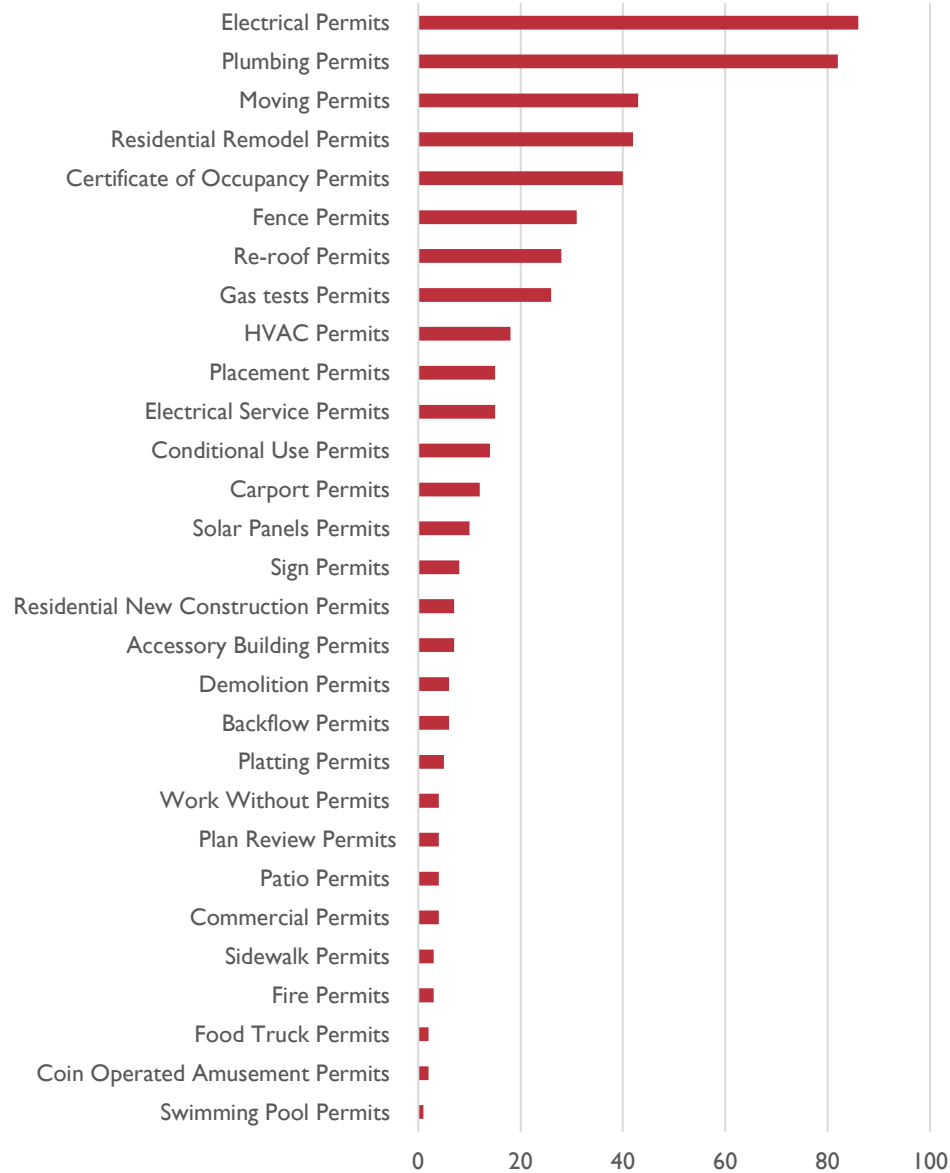


Principles of Smart Growth

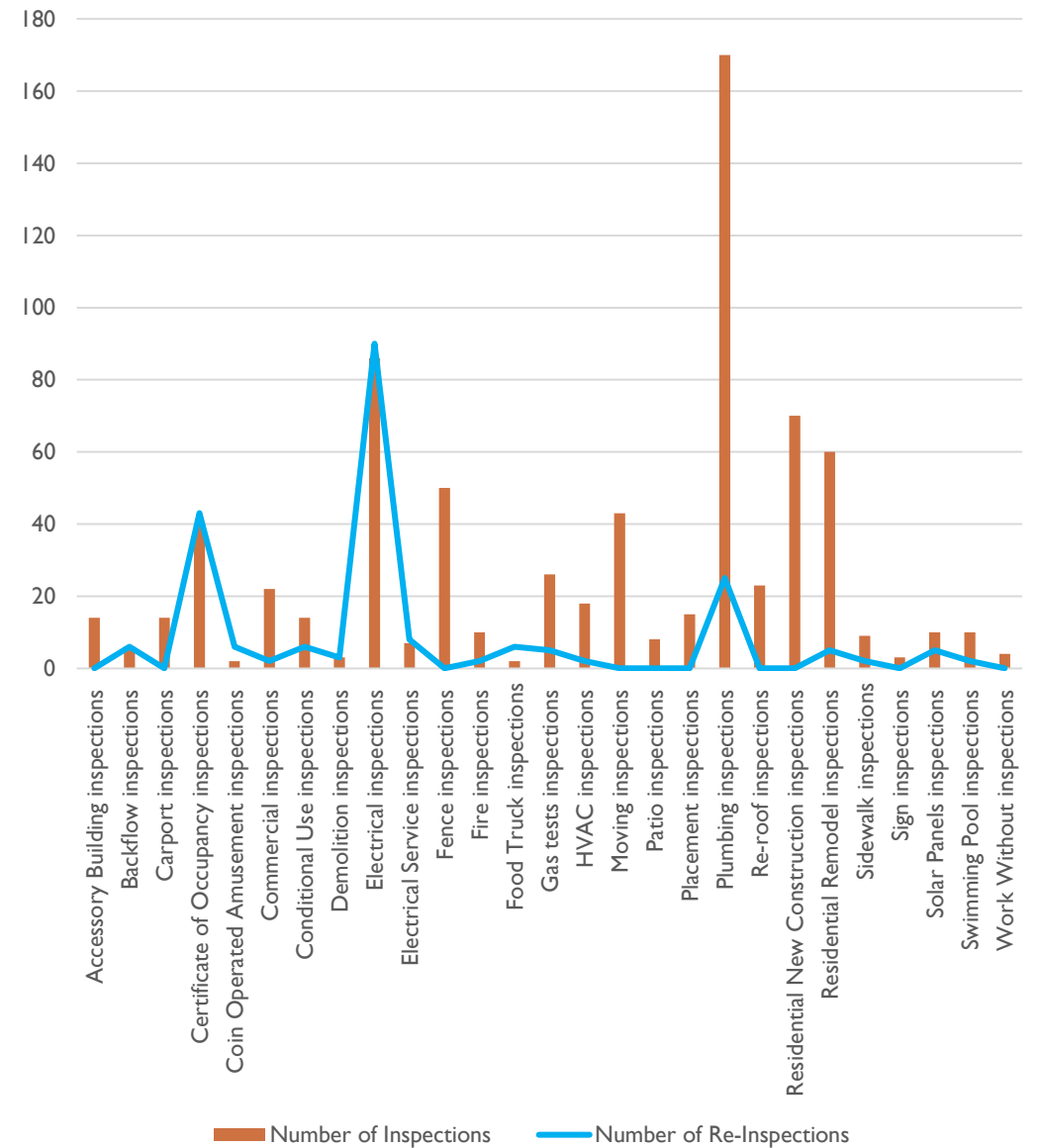
- Mixed land uses
- Compact building design
- Range of housing opportunities and choices
- Walkable neighborhoods
- Distinctive, attractive neighborhoods
- Preserve open space
- Develop existing communities
- A variety of transportation choices
- Predictable development decisions
- Community collaboration in development decisions



Number of Permits Issued



Building Services Inspections and Re-inspections



CODE ENFORCEMENT



- Bumpy year for Code Enforcement
- 2020-2021 Municipal Court transforming
- 2021 New Programs and New Directions

CODE ENFORCEMENT CITATION SUMMARY

Code Enforcement Performance Measures	Number of citations issued	Total value of citations	Total revenue from citations	Referred to Health Department	Referred to Police Department	Referred to Public Works	Abated/Resolved	Court Dismissed	Pending Municipal Court
Building Code citations	48.00	\$4,800.00					3	1	
Dangerous Conditions citations	33.00	\$3,300.00					4		10
Discharge Grease citations	1.00	\$100.00		1					
Fire Safety citations	5.00	\$100.00							
High Weeds citations	7.00	\$175.00					2	1	2
Illegal Dumping citations	52.00	\$5,200.00				6	17	12	6
Illegal Parking citations	4.00	\$100.00					2		
Illegal Signs citations	2.00	\$50.00							
Junk Vehicles citations	64.00	\$3,200.00			3		1	32	
Littering citations	24.00	\$600.00					2	8	5
Nuisance citations	25.00	\$625.00							
Zoning Violations citations	18.00	\$900.00							
TOTALS	283	\$19,150.00	N/A	1	3	6	31	54	23



YARD OF THE MONTH GRAND PRIZE WINNERS

Two grand prize winners were selected for the year 2020 yard of the month contest. Code Enforcement enjoyed finding citizens in Alpine who truly care about the city they live in by investing in their yards. Keep Alpine Beautiful

2020-2021 QUARTER PROGRESSION

QUARTER 1. Staff / Procedures

QUARTER 2. Zoning Workshops / P&Z

QUARTER 3. Services / Programs /CE

QUARTER 4. Development

CERTIFICATIONS



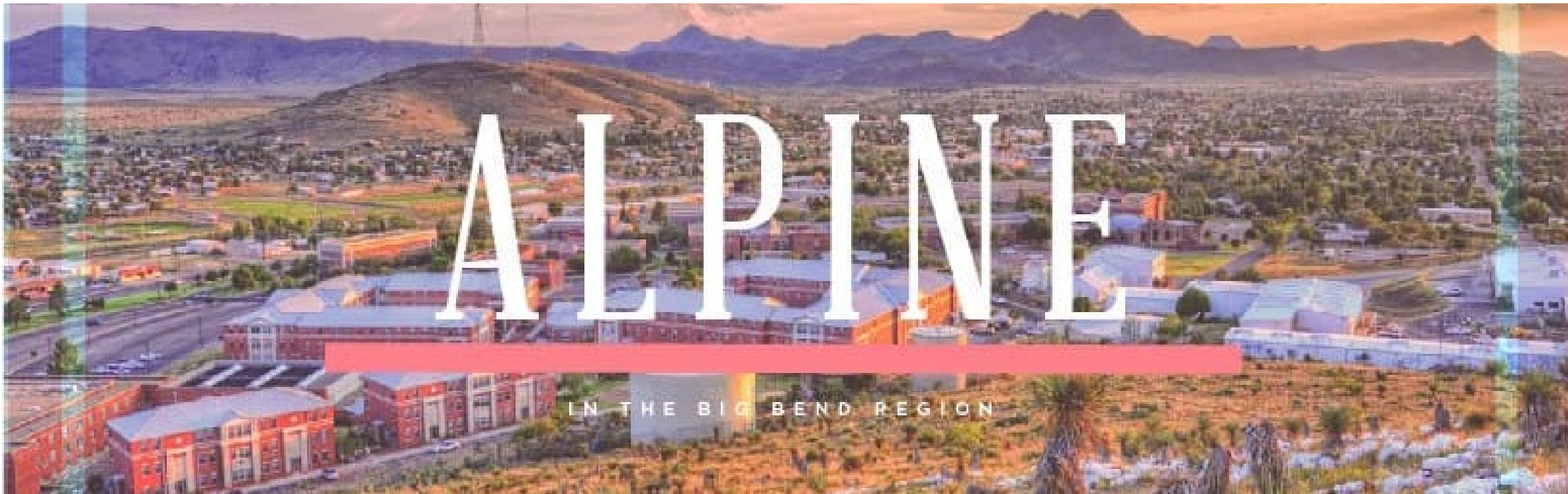
BUILDING SERVICES WILL UTILIZE PERFORMANCE INDICATORS IN ALL ASPECTS OF THE DEPARTMENT. WHAT WORKS ? WHAT DOES NOT WORK ?

HISTORICAL PRESERVATION

- Alpine Historical Association
DBA Preservation Alpine
- 501 (c) (3)

ALPINE HIGH SCHOOL

- Update



THANK YOU!

BUILDING SERVICES THANKS THE MAYOR AND CITY COUNCIL FOR A GOOD YEAR AND CONTINUED
RAPPORT

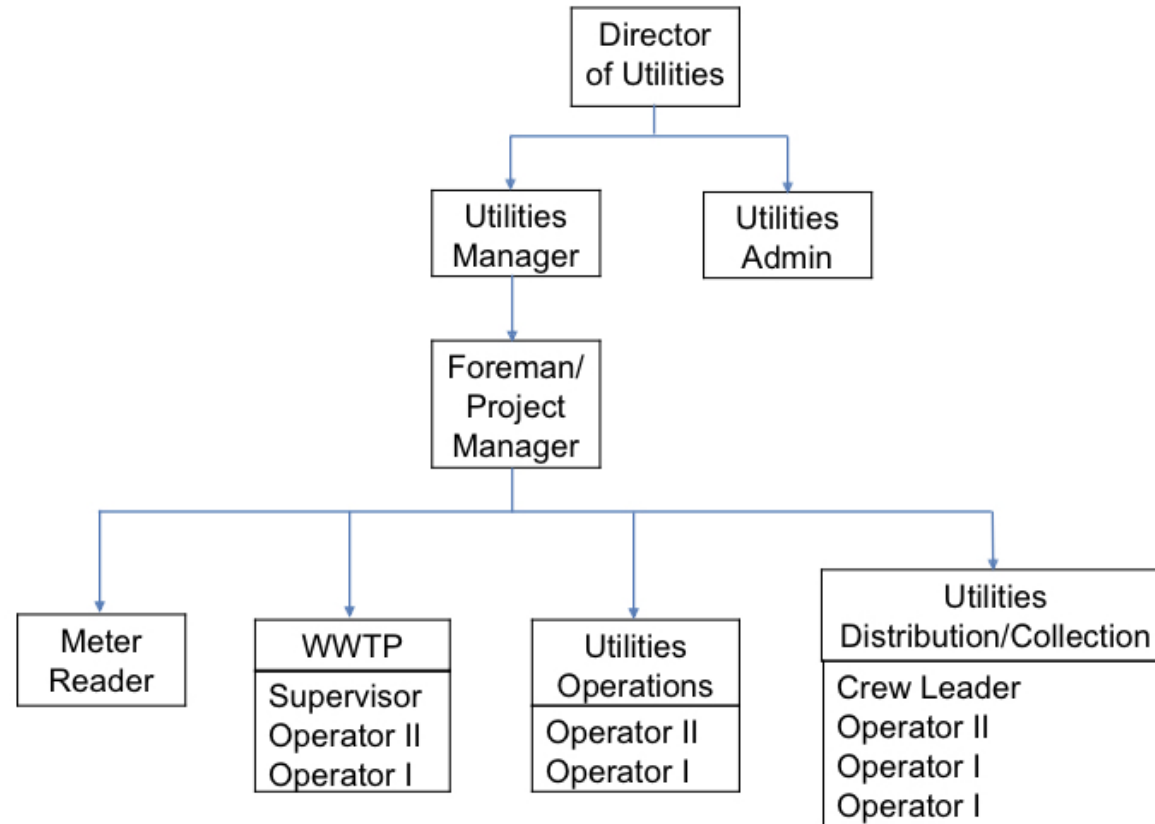
Utilities Update



WATER & WASTEWATER UPDATES

- Lechuguilla / Skyway Gardens Project - Utility use & cost estimate agreements have been signed between IBI (building contractor) and the City of Alpine Utilities department and both parties are moving forward with the installation of Gas, Water and Sewer infrastructure and interconnection to city owned utilities.
- SCADA - We are pleased to announce that we are on schedule as of Oct. 1st to begin moving forward with complete change-out and upgrade of the SCADA that operates all water production & distribution functions. The current SCADA system that was placed in operation in 2018 has experienced a complete system failure and has not operated the system in over 6 months, while employees manually operate the system.
- Well Rehab & Refurbishment @ Lower Well and Roberts Wells #4 & #5 - The pump and motor on Roberts #5 experienced catastrophic failure, and Lower Well experienced check valve failure - both wells were removed from service during the last 3 weeks, Arrowhead Well Service of Alpine have been contracted to camera the wells to identify deficiencies and perform any needed repairs. Roberts #5 has been tested and is scheduled to install a new larger pump and motor that should increase the wells capacity from 50 GPM to approx. 100 GPM. Lower well received approx 100 foot of new drop pipe and a new check valve was installed just above the water level at approx. 170 feet deep & another just above the pump. Well was placed in service on Sept. 26th.
- WWTP Projects - Permit renewal for the WWTP is in motion. J&M Engineering has been handling the renewal process for the city and should wrap up the procedure by the end of October 2020. Staff from J&M will be on-site during the 3rd week of October to spec the headworks & aerator for the RFP phase of the project, and on to the installation phase this fall. Utility department staff are also preparing to refurbish 6 drying beds (in-house) beginning with the removal of old filter media and installation of new sand & gravel media to facilitate the better drying of the sludge at time of disposal.

Water/Wastewater Department





Main break repair
on 10" pipe - Hwy
67/90 on
September 12th

AIRPORT UPDATE

- Airport lighting upgrades / Lochner Aviation - This project is moving ahead right on schedule as proposed. The (city) review phase of the process will begin mid-month Oct. 2020. Updates to follow next month.
- Fuel sales were up sharply from previous months at the airport during the month of Sept. 2020. June and July 2020 sales were approx. 6000 Gallons per month, 10,000 gallons in August and 14,000 gallons in September. This is due in part to Jet A fuel purchased by the U.S. Army to facilitate flight maneuvers in the Big Bed region. They have notified us that there is a possibility that they may return for another mission in the near future.
- CBP Helipad proposal - Plans have been submitted to the office of building inspection for our review of a proposed helipad facility to be built and maintained by the Department of Homeland Security to facilitate flight missions in the region. Meetings are scheduled to begin on Oct. 5th to address this matter - more news will follow next month on this matter.



CURRENT PROJECTS / PLANNING

- Groundwater asset management & development project - The scope of work in this project covers researching groundwater data in the area while partnered with area well drillers to examine the possibility of refurbishing & developing wells on city owned property. The mission is to examine our options (both long and short-term) for the ability to sustain operations and develop a cache of infrastructure that will supply adequate and accessible water sources for years to come - preferably without requiring lengthy contracts on private property that restrict the city's capability to do business. The city is currently working with J&M Engineering and Arrowhead Drilling on this project and expect hydraulic survey data to be complete by November 2020.
- Feasibility study/East side sewer expansion - J&M Engineering has scheduled a site visit for the 3rd week of October to begin field work on the east corridor sewer feasibility study. The scope of this project is preliminary design of sewer collection system expansion to include business located on the Hwy 67 corridor on the far east/southeast side of town. This area was incorporated a little over 10 years ago with the promise of city utilities being provided and have not been to date. This endeavour is an attempt to improve the quality & quantity of service available, as well eliminate the need for permitting septic systems in an area where they are prohibited by ordinance.

Current Events

- TCEQ Comprehensive inspection will be conducted during the month of Oct. 2020. Last inspection was performed in 2017 - Results to follow.
- Staffing - The Water Utilities department is happy to announce that we are fully staffed at this time and have moved forward with plans to compartmentalize the different functions of the department. Our current format utilizes 4 main categories: Operations, Collection & Distribution, Treatment and Metering.

Finance Department

2019-2020 FY End

Fiscal Year End is
AWESOME!!!!!!!!!!!!!!

Said no one in Budget or
Accounting EVER.



ESTIMATED FUND BALANCE - GF

FY 2019-2020 Estimated Fund Balance - GENERAL FUND

Beginnng Fund Balance 9/30/2019	\$ 1,710,875.00
2019-2020 Revenue	\$ 5,498,849.00
2019-2020 Expenses	\$ 4,824,665.00
Restricted Fund Balance	\$ 7,982.00
Committed Fund Balance	\$ 418,900.00
Other Committed Fund Balance	\$ 21,702.00
Unassigned Fund Balance	\$ 1,936,475.00
Estimated Total Fund Balance	\$ 2,385,059.00

* OUTSTANDING EXPENSES

* TXU

* Paving Project

* Monthly Statements

* Encumbered Purchase Orders

* Leased Vehicles

ESTIMATED FUND BALANCE - HOT

FY 2019-2020 Estimated Fund Balance - HOT	
Beginnng Fund Balance 9/30/2019	\$ 979,232.00
2019-2020 Revenue	\$ 495,351.00
2019-2020 Expenses	\$ 460,025.00
Restricted Fund Balance	\$ -
Committed Fund Balance	\$ -
Other Committed Fund Balance	\$ -
Unassigned Fund Balance	\$ 1,014,558.00
Estimated Total Fund Balance	\$ 1,014,558.00

- OUTSTANDING EXPENSES
 - ADVERTISING CONTRACTS

ESTIMATED NET POSITON – WATER/WASTEWATER/SANITATION

FY 2019-2020 Estimated Net Position - W/WW/S		
Beginning Net Position as of 9/30/2019	\$	12,321,610.00
2019-2020 Revenue	\$	4,593,481.88
2019-2020 Expenses	\$	4,476,701.00
Net Investment in Capital Assets	\$	9,662,626.00
Restricted for Federal and State Grants	\$	-
Restricted for Landill Closure	\$	79,840.00
Restriected for Debt Service	\$	117,928.00
Unrestricted	\$	2,695,924.88
Estimated Net Position	\$	12,438,390.88

- OUTSTANDING EXPENSES
 - TXU
 - TEXAS DISPOSAL
 - MONTHLY INVOICES
 - ENGINEERING PROJECT
 - LEASED VEHICLES
 - ENCUMBERED PURCHASE ORDERS

ESTMATED NET POSITON - AIRPORT

FY 2019-2020 Estimated Net Position - Airport	
Beginning Net Position as of 9/30/2019	\$ 5,525,994.00
2019-2020 Revenue	\$ 632,255.00
2019-2020 Expenses	\$ 595,665.00
Net Investment in Capital Assets	\$ 5,447,530.00
Restricted for Federal and State Grants	\$ -
Restricted for Landill Closure	\$ -
Restricted for Debt Service	\$ -
Unrestricted	\$ 115,054.00
Estimated Net Position	\$ 5,562,584.00

- OUTSTANDING EXPENSES
 - MONTHLY STATEMENTS
 - ENCUMBERED PURCHASE ORDERS

ESTIMATED NET POSITION – GAS DEPARTMENT

FY 2019-2020 Estimated Net Position - GAS		
Beginning Net Position as of 9/30/2019	\$	2,774,895.00
2019-2020 Revenue	\$	1,756,053.00
2019-2020 Expenses	\$	1,762,833.00
Net Investment in Capital Assets	\$	1,575,209.00
Restricted for Federal and State Grants	\$	-
Restricted for Landfill Closure	\$	-
Restricted for Debt Service	\$	-
Unrestricted	\$	1,192,906.00
Estimated Net Position	\$	2,768,115.00

- OUTSTANDING EXPENSES
 - MONTHLY GAS PURCHASES
 - MONTHLY STATEMENTS
 - LEASED VEHICLES
 - ENCUMBERED PURCHASE ORDERS

FISCAL YEAR 2020-2021 Finance Goals



Goal 1

* Establish and implement a purchasing policy that follows State and Federal guidelines – 12/31/2020

Goal 2

* Continue to provide and improve transparent financial records – 9/30/2021

Goal 3

* Establish effective Capital Asset Procedures and Recordkeeping – 1/31/2021

It's A Great Day
To Be In Alpine

