



**Parks and Recreation Board Agenda**  
**Department of Public Services**  
**851 South Eton-Conference Room**  
**Tuesday, March 1, 2022**  
**6:30 PM**

- I. Call to order**
- II. Roll Call**
- III. Approval of the minutes of:** Tuesday, February 1, 2022(*regular meeting*)
- IV. Agenda Items-Written and submitted by 5pm Monday at the Birmingham Ice Sports Arena, one week prior to the meeting.**
  - 1. 2021 Annual Golf Report**
  - 2. Adams Park Project - Review Proposals**
- V. Communications/Discussion Items**
  - 1. Open Meetings Act and Virtual Accommodations**
  - 2. DPS Project Updates**
- VI. Unfinished Business**
- VII. New Business**
- VIII. Open To The Public for Items Not On the Agenda**
- IX. Next Regular Meeting – Tuesday, April 5, 2022**

Individuals requiring accommodations, such as interpreter services, for effective participation in this meeting should contact the City Clerk's Office at (248) 530-1880 at least one day in advance of the public meeting.  
Las personas que requieren alojamiento, tales como servicios de interpretación, la participación efectiva en esta reunión deben ponerse en contacto con la Oficina del Secretario Municipal al  
(248) 530-1880 por lo menos el día antes de la reunión pública.  
(Title VI of the Civil Rights Act of 1964).

*If you cannot attend the meetings, please contact Connie Folk at the Birmingham Ice Arena (248) 530-1642.*  
**Minutes are available for review at the Birmingham Ice Sports Arena, 2300 East Lincoln, Birmingham, MI 48009**

**PARKS & RECREATION BOARD MISSION STATEMENT**

*The Parks and Recreation Board strives to provide opportunities for the enjoyment, education, and inspiration for present and future generations of residents and visitors through stewardship of natural, cultural and recreational resources. By continuously elevating the beauty and quality of the parks and recreation system of Birmingham, the Parks and Recreation Board will promote health and wellbeing, and strengthen the community.*

## **PARKS AND RECREATION BOARD MEETING MINUTES**

**February 1, 2022**

Heather Carmona, Chairperson, called the meeting to order at 6:30 pm at 851 South Eton

### **MEMBERS PRESENT:**

Heather Carmona  
Susan Collins  
Pam Graham  
Ross Kaplan  
Ellie Noble  
Dominick Pulis  
John Rusche

### **ADMINISTRATION:**

Lauren A. Wood, Director of Public Services  
Carrie A. Laird, Parks and Recreation Manager  
Connie J. Folk, Recreation Coordinator

### **GUESTS:**

Anne Lipp

It was moved by Pulis, seconded by Rusche to approve the minutes of the Tuesday, January 11, 2022 regular meeting as amended.

**Ayes,**

Heather Carmona, Susan Collins, Pam Graham,  
Ross Kaplan, Ellie Noble, Dominick Pulis and  
John Rusche

**Nays,**

None

**Absent,**

None

### **Agenda item #1: Design Services for Pickleball**

PM Laird presented to the Parks and Recreation Board the proposal from Foresite Design, Inc. for Design Services for Pickleball Courts. PM Laird stated that other City of Birmingham departments are reviewing the designs.

PM Laird stated that Foresite Design is designing the pickleball courts and Nowak & Fraus Engineers (NFE) is under contract with the City of Birmingham and specializes in civil engineering, land surveying and land planning services. Foresite Design's fee for design services, bidding and construction administration is \$9,250.

It was moved by Pulis, seconded by Graham to support Kenning Park as the proposed site for new Pickleball Courts, pending departmental review, and to forward to the City Commission for their consideration. Further, to recommend proceeding with design development services including construction drawings and bid documents with Foresite Design, Inc.

<b>Ayes,</b>	Heather Carmona, Susan Collins, Pam Graham, Ross Kaplan, Ellie Noble, Dominick Pulis and John Rusche
<b>Nays,</b>	None
<b>Absent,</b>	None

**Agenda item #2: Design Services for Trail Improvements**

PM Laird presented to the Parks and Recreation Board the proposal from MCSA Group, Inc. for design services for trail improvements.

PM Laird reviewed with the Parks and Recreation Board the involvement that MCSA Group Inc., would have. MCSA's fee for the design of the improvements would total \$11,200.00.

PM Laird stated that this would be the next step, to move forward with design options and cost estimates. The department then will have recommendations on what improvements the city are able to move forward with during this first bond issue period and public engagement would start.

MCSA's proposal includes preparing design development for the Booth Park Trail, including a restroom building at Booth Park, an entrance plaza at Willits Street, confidence markers, signage in select locations, accessible connections and overlook areas at the Museum and elsewhere, a new pedestrian bridge located at Linden Park near Maple, and exploring potential Trail Connections in areas that are lacking or disjointed between Booth and Linden. The design services also includes preparing grant applications and coordinating required permits through EGLE, although the City would be responsible for the permit fees. MCSA's fee for the design of the above mentioned improvements totals \$11,200.00.

Rusche suggested a map would be helpful.

Pulis asked about timing on grant opportunities. PM Laird stated that grants are available through the Michigan DNR grant funding.

It was moved by Noble, seconded by Kaplan to support the engagement of MCSA Group, Inc. for design services for improvements to the Rouge River Trail Corridor (RRTC), and to forward to the City Commission for their consideration.

<b>Ayes,</b>	Heather Carmona, Susan Collins, Pam Graham, Ross Kaplan, Ellie Noble, Dominick Pulis and John Rusche
<b>Nays,</b>	None
<b>Absent,</b>	None

**COMMUNICATION/DISCUSSION ITEM #1 Parks and Recreation Board Sub-Committees**

DPS Director Wood stated that due to recent reviews of the Open Meetings Act, which is a Michigan statute requiring all meetings of a public body shall be open to the public and shall be held in places available to the general public, by the City Attorney's Office, it is recommended the Parks and Recreation Board Sub-Committees be disband.

The Sub-Committee work sessions will no longer be held, however all items for discussion will be made available during regular Parks and Recreation Board meetings.

**No Action was taken by the Parks and Recreation Board**

**COMMUNICATION/DISCUSSION ITEM #2 Project Updates (Verbal)**

**a) Adams Park**

Chairperson Carmona recused herself from the Parks and Recreation Board meeting as the item is related to Adams Park due to her conflict of interest with Adams Park.

Vice Chairperson Pulis stepped in for Carmona.

PM Laird stated that the bids for Adams Park should be out very soon with bids being due back on February 24, 2022.

Carmona returned to the Parks and Recreation Board meeting.

**b) Ice Arena Operations**

DPS Director Wood stated the DPS will provide financial reports for the Birmingham Ice Sports Arena as they become available by the finance department.

**c). Winter Sports**

PM Laird stated that Lincoln Hills will be closed due to construction for Winter Sports until further notice.

**No Action was taken by the Parks and Recreation Board**

**COMMUNICATION/DISCUSSION ITEM #3 LiveBarn Launch (Verbal)**

PM Laird showed to the Parks and Recreation Board the new technology that is available at the Birmingham Ice Sports Arena which allows for individuals to review main ice arena activity occurring at the ice arena.

**No Action was taken by the Parks and Recreation Board**

**COMMUNICATION/DISCUSSION ITEM #4 Long Range Planning Meeting-Presentations (Verbal)**

DPS Director Wood provided the Long Range Planning presentations to the Parks and Recreation Board. The three (3) presentations were the Parks & Recreation Bond Dollars Recap, Parks & Recreation Bond Project Overview and the Lincoln Hills & Springdale Golf Course Initiatives.

**No Action was taken by the Parks and Recreation Board**

Pulis left the Parks and Recreation Board meeting at 8:00 pm.

**UNFINISHED BUSINESS:**

Graham asked if the golf course could be used for other users.

DPS Director Wood stated that the golf course activities are balanced and the revenue is invested back into the golf courses.

RC Folk stated the 2022 Ice Show Recital was suggested for Sunday, May 22, 2022 to the members of the Figure Skating Club of Birmingham (FSCB).

**No Action was taken by the Parks and Recreation Board**

**NEW BUSINESS:**

No New Business

**OPEN TO THE PUBLIC FOR ITEMS NOT ON THE AGENDA:**


No Public Comments

Carmona stated the next regular meeting will be held on Tuesday, March 1, 2022 at 6:30pm at 851 South Eton.

Meeting was adjourned at 8:15 pm  
Connie J. Folk, Recreation Coordinator



## 2021 Annual Golf Report



### **Department of Public Services**

**Lincoln Hills GC**  
2666 W 14 Mile  
248.530.1670

**Springdale GC**  
316 Strathmore  
248.530.1660

**[www.golfbirmingham.org](http://www.golfbirmingham.org)**

Agenda Item #1



# Table of Contents

2021 In Review.....	1
Memberships.....	3
Rounds .....	4
Food & Beverage.....	8
Junior Golf.....	9
Capital Improvements.....	10
Financials	
Lincoln Hills.....	11
Springdale.....	12
Combined.....	13
Statement of Operations.....	14
2022 Marketing Plan and Club Events.....	17

**Lincoln Hills #1 Tee**



## 2021 Review

The golf courses had another remarkable year with a combined **Operating Income** of \$569,103, and after Depreciation (\$90,134) and the Contribution to the General Fund (\$100,000), the season ended with a **Net Surplus** of **\$378,970**. Lincoln Hills opened on March 27<sup>th</sup> and closed on November 19<sup>th</sup>. Springdale opened on April 7<sup>th</sup> and closed on October 15<sup>th</sup>.

While most sports struggled to survive the pandemic, golf has managed to thrive, becoming more popular than it's been in decades. New golfers are entering the game with a different perspective. Their mindset of becoming a good player and mastering the game has been replaced with their need to be outdoors, spending time with family and friends, and to have the ability to properly socially distance themselves from others.

According to the National Golf Foundation (NGF), 2021 exceeded 2020 with another increase of 600,000 rounds played, a 2% increase nationwide. In fact, the last surge the industry experienced was 25 years ago when a fellow named Tiger Woods turned Professional in August of 1996. He was explosive and he changed the game as we knew it, and people were excited about playing the game just by watching him play.

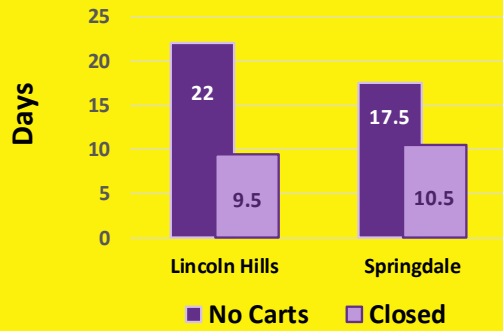
A really exciting statistic is the record number of new golfers that have played golf the past two years, with 3 million in 2020 and another 3.2 million in 2021. This is great news for operators and it is imperative that we implement strategies now to keep them playing the game, and become our “core” golfers.



We did not know what this year would bring, but the start was phenomenal. Combined rounds for April (7,619) and May (10,301) were the highest months since 2003, and regardless of the weather, rain or shine. However, we did see the decline in rounds begin in June, where vaccines became available, and people were getting back to some form of normalcy in their lives.



### 2021 Course Conditions



Mother Nature visited a few times this summer, and the storms were torrential downfalls. At least they were short and quick, verses long and slow moving events.

It was definitely a factor this year, and if the weather was similar to 2020, we may have surpassed last year in rounds, and cart revenues.

SD #3, #4 and #5



SD Practice Putting Green



LH #4 and #5

LH #9 Fairway



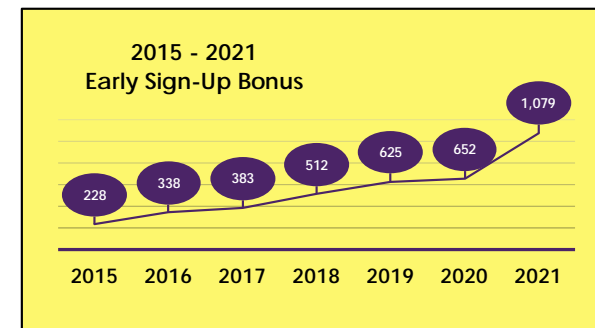
## Memberships

Memberships increased dramatically over the past two seasons. There was an influx of Non-Resident memberships due to the pandemic, but also because of course closures at other local courses that included Birmingham Country Club, Oakland Hills CC and Bloomfield Hills CC. Below is the membership activity for the past eleven years to show that we have grown our community, and have been at healthy levels that have allowed us to improve the courses over time. Both courses have become places to gather after play, as the golfers reminisce of their great shots, and those not so great. We are thankful for the opportunities and will continue to focus on creating welcoming and fun environments for all members and their guests.

Membership Analysis - CY 2011 - 2021

	CY 2011		CY 2012		CY 2013		CY 2014		CY 2015		CY 2016		CY 2017		CY 2018		CY 2019		CY 2020		CY 2021	
RESIDENT MEMBERSHIPS	#		#		#		#		#		#		#		#		#		#		#	
Resident	1,244		1,843		2,007		1,733		2,090		1,874		1,898		1,744		1,675		1,809		1,978	
	#	%	#	%	#	%	#	%	#	%	#	%	#	%	#	%	#	%	#	%	#	%
NON-RESIDENT MEMBERSHIPS																						
Business	84	15%	101	14%	99	13%	102	13%	109	13%	109	13%	92	10%	107	12%	58	8%	68	6%	83	7%
Non-Resident - Individual	343	60%	398	53%	401	53%	406	53%	475	55%	465	54%	502	56%	499	56%	426	59%	636	60%	759	61%
Non-Resident - Dual	111	20%	186	25%	185	25%	175	23%	194	23%	209	24%	220	24%	222	25%	193	27%	247	23%	279	22%
Non-Resident - Family	29	5%	60	8%	65	9%	77	10%	78	9%	85	10%	84	9%	59	7%	51	7%	106	10%	124	10%
Total	567	100%	745	100%	750	100%	760	100%	856	100%	868	100%	898	100%	887	100%	728	100%	1,057	100%	1,245	100%
TOTAL MEMBERSHIPS	1,811		2,588		2,757		2,493		2,946		2,742		2,796		2,631		2,403		2,866		3,223	

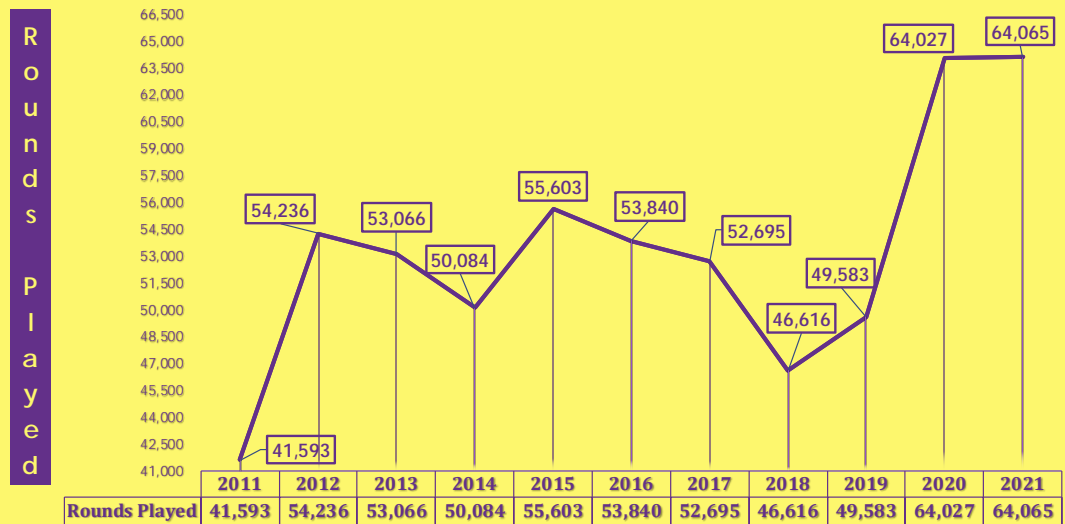
The “Early Sign-Up Bonus” was well received again this season with a total of 1,079 memberships sold in March; 491 Resident memberships and 588 Non-Resident memberships.



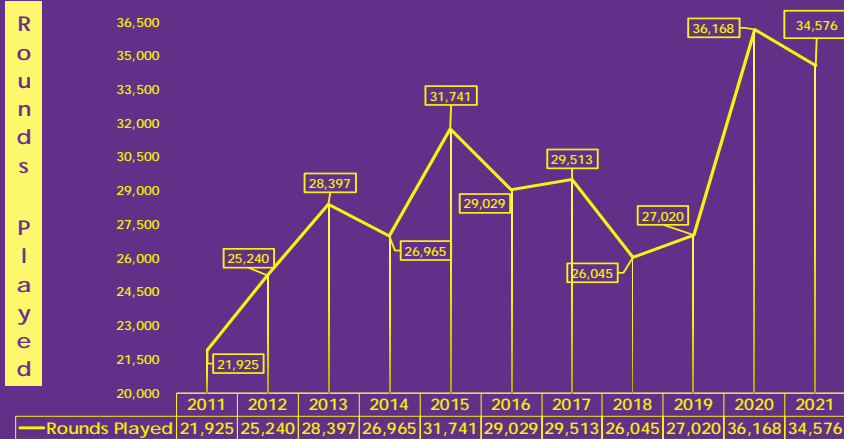
## COMBINED ROUNDS

We are excited to report the total combined rounds ended at 64,065, and is now the highest on record, by only 38 rounds. Springdale really performed this year with a total of 29,493 rounds, an increase of 1,634, or 6% over 2020. Lincoln Hills was a bit shy and finished with 34,576, a decrease of 1,592 rounds, or 4%. Many members choose to play the course that is located near their residency, and the trends are looking healthy for Springdale to maintain rounds in the higher percentile as we move forward.

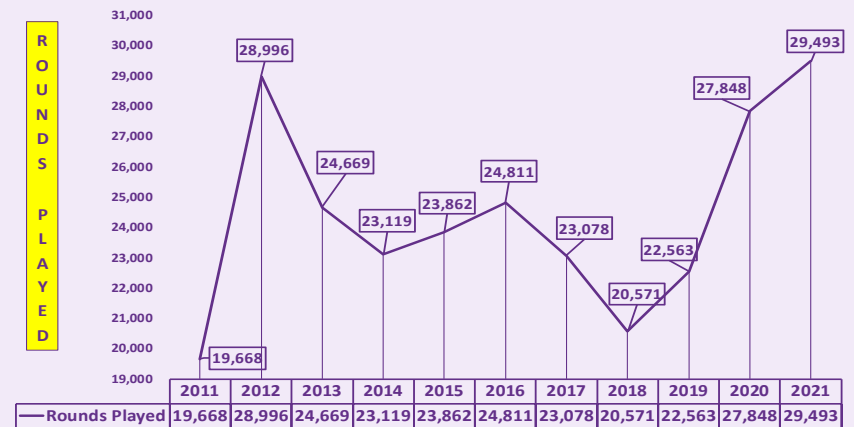
### Combined Rounds - Lincoln Hills and Sprindale - 11 Year History



### LINCOLN HILLS ROUNDS - 11 YEAR HISTORY



### SPRINGDALE ROUNDS PLAYED - 11 YEAR HISTORY



# **ROUNDS HISTORY - 10 YEARS      2012 - 2021**

MONTH	2012			2013			2014			2015			2016		
	LH	SD	Total	LH	SD	Total	LH	SD	Total	LH	SD	Total	LH	SD	Total
January	0	0	0	0	0	0	0	0	0	0	0	0	0	0	0
February	0	0	0	0	0	0	0	0	0	0	0	0	0	0	0
March	405	1,572	1,977	0	292	292	0	0	0	0	0	0	321	0	321
April	2,420	2,591	5,011	1,573	2,260	3,833	3,705	652	4,357	3,087	1,713	4,800	2,389	1,616	4,005
May	4,433	4,129	8,562	4,314	3,797	8,111	4,393	3,493	7,886	4,892	4,293	9,185	5,461	3,910	9,371
June	5,206	4,522	9,728	5,774	4,406	10,180	5,330	4,216	9,546	5,556	4,268	9,824	5,595	4,269	9,864
July	4,707	4,651	9,358	5,098	4,286	9,384	5,139	4,636	9,775	5,718	5,218	10,936	5,788	4,856	10,644
August	4,128	4,449	8,577	5,195	4,695	9,890	4,376	4,084	8,460	4,408	4,403	8,811	4,273	3,873	8,146
September	3,145	3,071	6,216	3,019	3,154	6,173	3,074	2,746	5,820	3,411	3,059	6,470	3,163	2,698	5,861
October	796	2,495	3,291	2,795	1,779	4,574	915	2,493	3,408	2,666	908	3,574	2,037	1,990	4,027
November	0	1,104	1,104	576	0	576	33	675	708	1,489	0	1,489	2	1,545	1,547
December	0	412	412	53	0	53	0	124	124	514	0	514	0	54	54
TOTALS	25,240	28,996	54,236	28,397	24,669	53,066	26,965	23,119	50,084	31,741	23,862	55,603	29,029	24,811	53,840
MONTH	2017			2018			2019			2020			2021		
	LH	SD	Total	LH	SD	Total	LH	SD	Total	LH	SD	Total	LH	SD	Total
January	0	0	0	0	0	0	0	0	0	0	0	0	0	0	0
February	0	0	0	0	0	0	0	0	0	0	0	0	0	0	0
March	60	0	60	0	0	0	297	0	297	216	0	216	666	0	666
April	2,816	1,383	4,199	2,471	0	2,471	2,157	1,569	3,726	918	324	1,242	3,922	3,697	7,619
May	4,759	3,975	8,734	4,303	2,410	6,713	3,425	2,819	6,244	5,096	4,368	9,464	5,446	4,855	10,301
June	5,812	4,431	10,243	5,245	4,544	9,789	5,322	4,232	9,554	6,476	5,985	12,461	6,322	4,742	11,064
July	6,027	4,720	10,747	5,858	5,027	10,885	5,518	4,788	10,306	7,514	5,792	13,306	5,234	5,341	10,575
August	3,631	3,974	7,605	3,950	3,893	7,843	4,459	4,461	8,920	5,189	5,350	10,539	4,552	5,118	9,670
September	3,057	3,089	6,146	2,929	2,828	5,757	3,026	2,998	6,024	4,904	4,124	9,028	3,855	3,930	7,785
October	2,556	1,610	4,166	1,289	1,486	2,775	2,510	1,696	4,206	3,279	1,916	5,195	3,141	1,810	4,951
November	610	0	610	0	383	383	306	0	306	2,576	0	2,576	1,434	0	1,434
December	185	0	185	0	0	0	0	0	0	0	0	0	0	0	0
TOTALS	29,513	23,182	52,695	26,045	20,571	46,616	27,020	22,563	49,583	36,168	27,859	64,027	34,572	29,493	64,065

# ROUNDS AT LINCOLN HILLS

Weekday play was down by 4%, with the biggest decrease in the Guest Category, followed by the Residents. Many Guests from 2020 became members in 2021, because of their increased frequency of play during the pandemic. Members and guests also joined a few of our existing leagues due to the difficulty of securing tee times during the week.

	Weekday			
	2020	2021	Diff	+/-
Adult	5,390	4,046	(1,344)	-25%
Junior	1,737	1,515	(222)	-13%
Senior	10,220	9,331	(889)	-9%
Other Wkdy	7,415	8,835	1,420	19%
<b>Total</b>	<b>24,762</b>	<b>23,727</b>	<b>(1,035)</b>	<b>-4%</b>

Weekend play was down by 5% and it fell again in the Guest and Resident category, but we had inclement weather on many weekends.

	Weekend			
	2020	2021	Diff	+/-
Adult	3,783	3,449	(334)	-9%
Junior	870	947	77	9%
Senior	5,834	5,433	(401)	-7%
Other Wkend	919	1,020	101	11%
<b>Total</b>	<b>11,406</b>	<b>10,849</b>	<b>(557)</b>	<b>-5%</b>

However, it was a very successful season, with many thanks to our members and guests who have supported us throughout these crazy times.

	Overall Analysis			
	2020	2021	Diff	+/-
Adult	9,173	7,495	(1,678)	-18%
Junior	2,607	2,462	(145)	-6%
Senior	16,054	14,764	(1,290)	-8%
Other Wkdy	7,415	8,835	1,420	19%
Other Wkend	919	1,020	101	11%
<b>Total</b>	<b>36,168</b>	<b>34,576</b>	<b>(1,592)</b>	<b>-4%</b>

Lincoln Hills Round Analysis						
	Weekday			Weekend		
	2020	2021	Difference	2020	2021	Difference
<b>Resident</b>						
Adult	1,712	1,262	(450)	1,119	841	(278)
Junior	945	681	(264)	198	193	(5)
Senior	2,521	2,197	(324)	1,419	1,247	(172)
	5,178	4,140	(1,038)	2,736	2,281	(455)
<b>Property Owner</b>						
Adult	51	21	(30)	83	98	15
Junior	2	1	(1)	8	5	(3)
Senior	82	122	40	20	56	36
	135	144	9	111	159	48
<b>Non-Resident</b>						
Adult	1,530	1,363	(167)	1,103	1,207	104
Junior	51	19	(32)	363	451	88
Senior	4,293	4,414	121	2,819	2,773	(46)
	5,874	5,796	(78)	4,285	4,431	146
<b>Business</b>						
Adult	50	79	29	25	57	32
Junior	0		0			0
Senior	226	170	(56)	55	72	17
	276	249	(27)	80	129	49
<b>Guest</b>						
Adult	2,046	1,321	(725)	1,453	1,245	(208)
Junior	547	295	(252)	301	298	(3)
Senior	2,984	2,309	(675)	1,440	1,219	(221)
	5,577	3,925	(1,652)	3,194	2,762	(432)
<b>City Employee</b>						
Adult	1		(1)	0	1	1
Junior	0		0	0		0
Senior	114	119	5	81	66	(15)
	115	119	4	81	67	(14)
<b>High Schools</b>						
Birmingham	180	468	288			
Non Birmingham	12	51	39			
	192	519	327			
<b>Other</b>						
Junior Golf	1,360	1,944	584	0		0
Leagues	4,255	4,655	400	0		0
Outings	344	467	123	85	110	25
Promotions	23	30	7			0
Twilight	1,150	1,480	330	730	870	140
Unlimited	283	259	(24)	104	40	(64)
	7,415	8,835	1,420	919	1,020	101
<b>TOTAL ROUNDS</b>	<b>24,762</b>	<b>23,727</b>	<b>(1,035)</b>	<b>11,406</b>	<b>10,849</b>	<b>(557)</b>




# ROUNDS AT SPRINGDALE

Springdale performed well, and while working there the majority of the season, it was great to see the course as busy as when I first worked here in 2012.

	Weekday			
	2020	2021	Diff	+/-
Adult	3,614	3,309	-305	-9%
Junior	1,173	1,127	-46	-4%
Senior	9,750	10,238	488	5%
Other Wkday	4,630	5,341	711	15%
<b>Total</b>	<b>19,167</b>	<b>20,015</b>	<b>848</b>	<b>4%</b>

	Weekend			
	2020	2021	Diff	+/-
Adult	2,868	3,084	216	8%
Junior	631	716	85	13%
Senior	4,703	5,107	404	9%
Other Wkend	490	571	81	17%
<b>Total</b>	<b>8,692</b>	<b>9,478</b>	<b>786</b>	<b>9%</b>

	Overall Analysis			
	2020	2021	Diff	+/-
Adult	6,482	6,393	-89	-1%
Junior	1,804	1,843	39	2%
Senior	14,453	15,345	892	6%
Other Wkday	4,630	5,341	711	15%
Other Wkend	490	571	81	17%
<b>Total</b>	<b>27,859</b>	<b>29,493</b>	<b>1,634</b>	<b>6%</b>



SD #3 Fairway

Springdale Round Analysis							
	Weekday				Weekend		
	2020	2021	Difference		2020	2021	Difference
Resident							
Adult	1,177	1,049	(128)		1,572	1,704	132
Junior	271	233	(38)		154	163	9
Senior	2,454	2,467	13		1,173	1,269	96
	3,902	3,749	(153)		2,899	3,136	237
Property Owner							
Adult	80	19	(61)		27	27	0
Junior	0	5	5		0	1	1
Senior	77	155	78		26	63	37
	157	179	22		53	91	38
Non-Resident							
Adult	862	988	126		77	131	54
Junior	334	215	(119)		253	271	18
Senior	3,910	4,516	606		1,911	2,167	256
	5,106	5,719	613		2,241	2,569	328
Business							
Adult	55	51	(4)		39	44	5
Junior	0	0	0			0	0
Senior	125	127	2		53	130	77
	180	178	(2)		92	174	82
Guest							
Adult	1,417	1,196	(221)		1,147	1,171	24
Junior	395	243	(152)		221	281	60
Senior	3,166	2,922	(244)		1,510	1,430	(80)
	4,978	4,361	(617)		2,878	2,882	4
City Employee							
Adult	23	6	(17)		6	7	1
Junior	1	0	(1)		3	0	(3)
Senior	18	51	33		30	48	18
	42	57	15		39	55	16
High Schools							
Birmingham	172	421	249				
Non Birmingham	0	10	10				
	172	431	259				
Other							
Leagues	3,277	3,980	703		0	0	0
Outings	172	225	53		77	110	33
Promotions	19	10	(9)		0	0	0
Twilight	961	939	(22)		412	452	40
Unlimited	201	187	(14)		1	9	8
	4,630	5,341	711		490	571	81
TOTAL ROUNDS	19,167	20,015	848		8,692	9,478	786



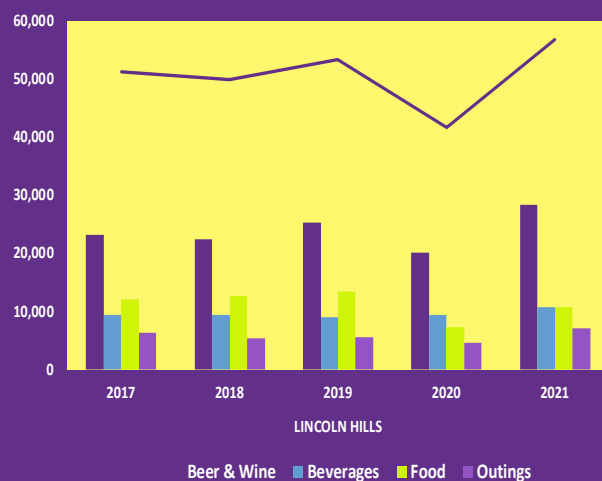
# FOOD & BEVERAGE



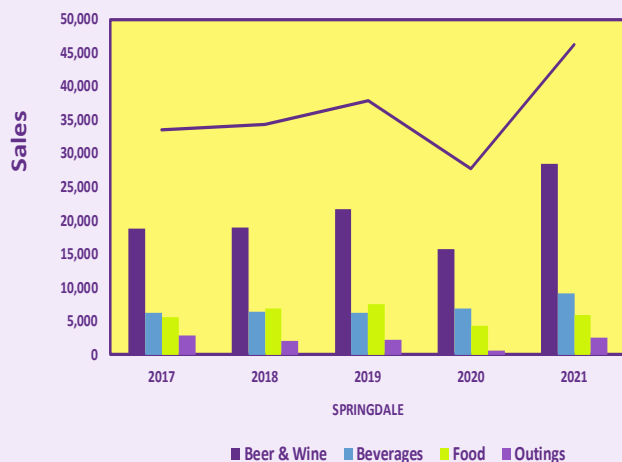
This department remained limited this season due to the pandemic and staffing. Combined, it generated revenues of \$103,268 through the purchase of beer & wine, beverages, golf tournaments and club events. We do anticipate to bring back a simple and quick menu in 2022 to continue to build this revenue center.

Lincoln	2017	2018	2019	2020	2021
Beer & Wine	23,271	22,448	25,266	20,182	28,420
Beverages	9,495	9,396	9,041	9,498	10,744
Food	12,151	12,677	13,402	7,297	10,743
Outings	6,382	5,464	5,632	4,668	7,069
<b>Total</b>	<b>51,298</b>	<b>49,985</b>	<b>53,341</b>	<b>41,645</b>	<b>56,975</b>

Lincoln Hills F&B 5-Year Analysis



Springdale F&B 5-Year Analysis

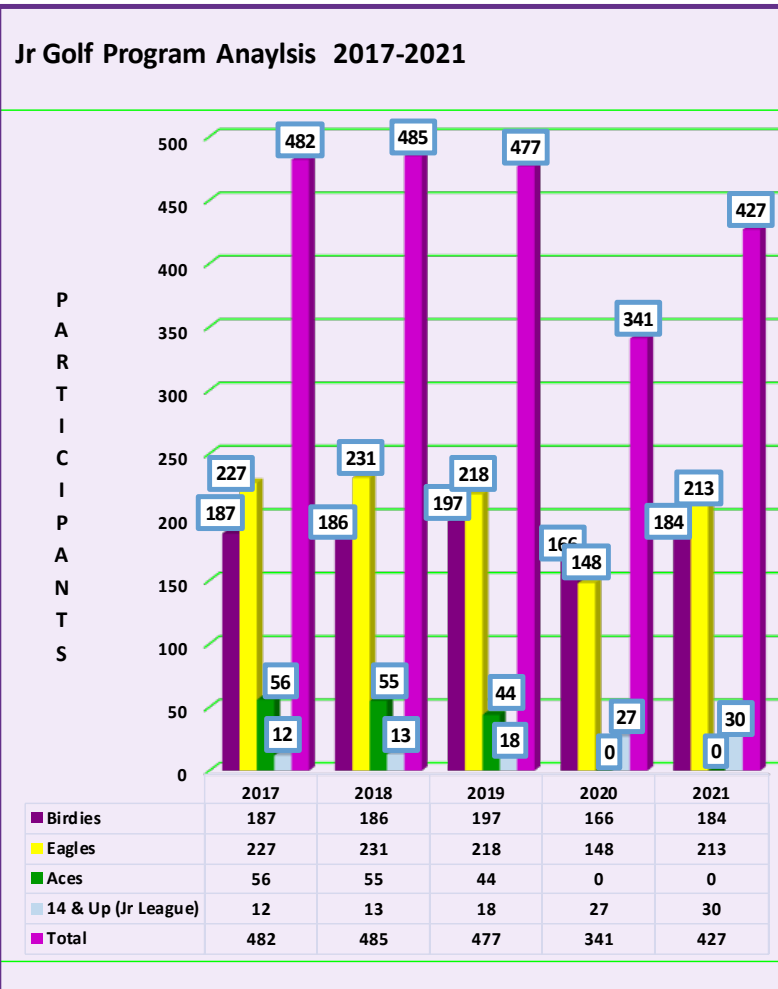


Springdale	2017	2018	2019	2020	2021
Beer & Wine	18,837	19,003	21,736	15,726	28,515
Beverages	6,345	6,370	6,332	6,957	9,104
Food	5,599	6,921	7,488	4,372	6,027
Outings	2,862	2,131	2,314	717	2,648
<b>Total</b>	<b>33,643</b>	<b>34,425</b>	<b>37,871</b>	<b>27,771</b>	<b>46,294</b>



# JUNIOR GOLF

This department generated revenues of \$80,450 and after payroll expenses and supplies, it had a **Net Operating** of \$55,598. We were excited to be almost back to full capacity this year, even with the restrictions from the pandemic.



With different times, comes different measures. This season was the first time that we went completely online, and in the first few hours, we had signed up 182 Birdies, 180 Eagles, and 30 Jr Leaguers.

This program generates the sale of NR Family memberships, because of the time restriction on the first day of registration. Birmingham Residents and Members will begin registration from 9a-11am. All others will begin registration at 11:30am and beyond.

We introduced the American Developmental Model (ADM) throughout the sessions that incorporates the child's stage of development, which includes motor skills and thinking.

New this year for The Eagles, the principles from Operation 36 were implemented. The juniors begin play from the 100-yard marker from the green. If they shoot a score of 39 or better, they will advance back to the 150-yard marker from the green, and so on. This helps the juniors build their confidence and most importantly, their short games.



# CAPITAL IMPROVEMENTS

It was a hard year to do any of the planned improvements in 2021. Mainly because of staffing and the supply chain, as we all experienced these issues continued in the 2<sup>nd</sup> year of Covid. However, we will be doing the following projects this season and will do our best not to interrupt play this season.

## LINCOLN HILLS

- ✓ Repair Drainage Issues on #4 and #5 Fairway and Rough
- ✓ New Rough Bunker on #1
- ✓ Increase Putting Surface on Practice Green
- ✓ Install New Water Cooler Stations on Course



LH #4 & #5

## SPRINGDALE

- ✓ Renovate Existing Cart Paths and Bridge Abutments, and Install New Cart Path on #2
- ✓ Install Waterless Fabricated Cement Bathroom on Course
- ✓ Install Additional SoxErosion Along #5 Riverbank
- ✓ Renovate Cart Barn to Protect New Fleet of Carts
- ✓ Install New Water Cooler Stations on Course



SD Abutments



SD #2 Tee



SD #4 Cart Path

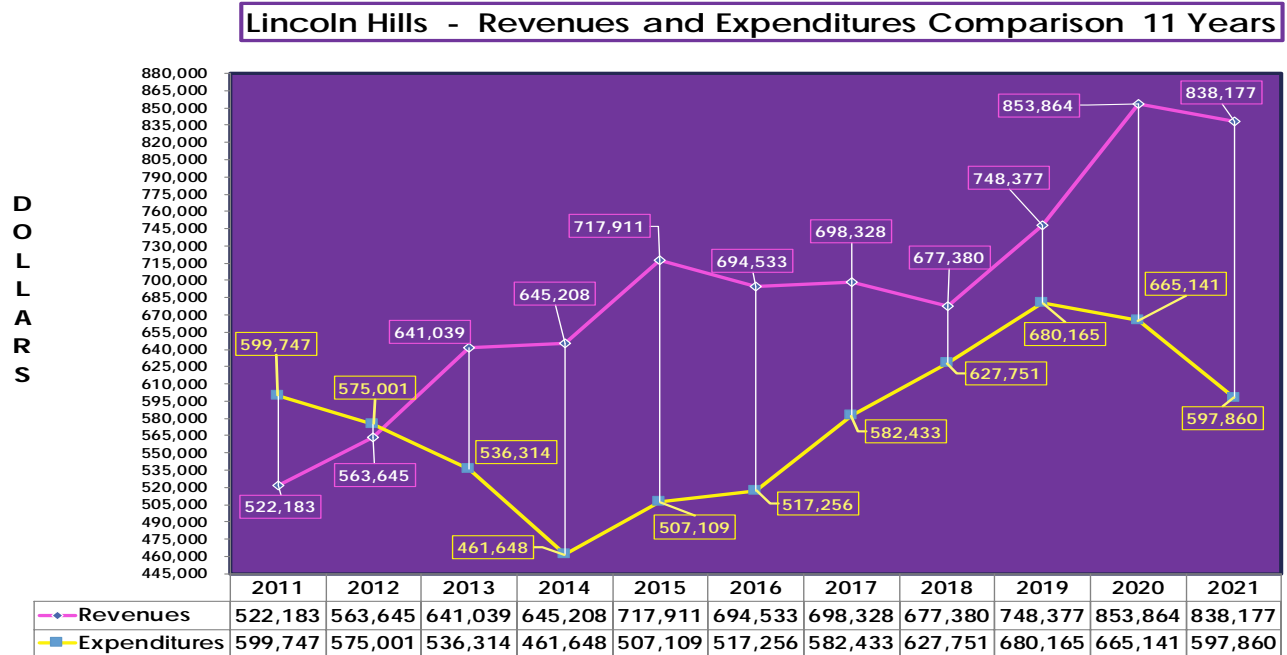


SD #5 Bank

## FINANCIALS

### LINCOLN HILLS

Lincoln Hills had another successful season with a **NET Operating** of \$240,316, or 24% increase. It was another difficult year regarding staffing, and I give many thanks to our Superintendent, Bryan Grill, for working the counter in the latter part of the summer, when the college students left us in early August.



Listed below are the major differences in revenues compared to 2020 .

- ✓ Weekday Green Fees (\$33,637)
- ✓ Weekend Green Fees (\$1,404)
- ✓ Merchandise (3,813)
- ✓ Interest Income (\$87,012)
- ✓ Food & Beverage \$14,929
- ✓ Power Carts \$11,782
- ✓ Jr Golf \$22,280
- ✓ Memberships \$57,500

### CALENDAR YEAR 5-YEAR ANALYSIS (2017 - 2021)

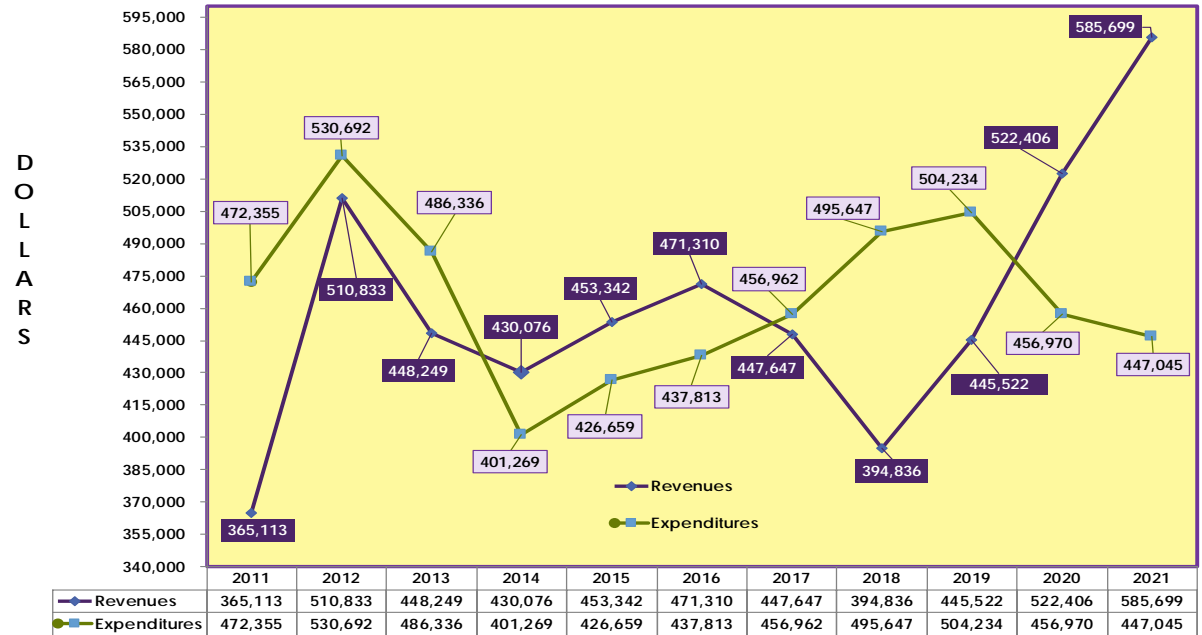
LINCOLN HILLS G.C.	2017	2018	2019	2020	2021
REVENUES	698,328	677,380	748,377	853,864	838,177
EXPENDITURES	475,304	471,306	483,872	458,551	453,876
OPERATING INCOME/(LOSS) Before Dep	223,024	206,075	264,504	395,314	384,300
DEPRECIATION	57,130	56,445	46,293	51,414	43,984
CONTRIBUTION TO G.F.	50,000	100,000	150,000	150,000	100,000
NET INCOME/(LOSS)	115,895	49,629	68,211	193,900	240,316



## SPRINGDALE

Springdale performed very well this season with a **Net Operating** of \$139,364, or 113% increase. Outside of the Junior Golf Programs, I spent the majority of my time working at Springdale this summer and enjoyed seeing the members that only play Springdale. However, I missed seeing my Lincoln Hills members, but I returned in November to see a few. I would like to give many thanks to all our members and guests who found salvation at the courses through this crazy pandemic.

### Springdale - Revenues and Expenditures Comparison 11 Years



Listed below are the major differences in revenues and expenses compared to 2020.

- ✓ Weekend Green Fees \$12,706
- ✓ Food & Beverage \$18,473
- ✓ Power Carts \$22,101
- ✓ Resident Memberships \$5,910
- ✓ Clubhouse Labor (\$28,210)

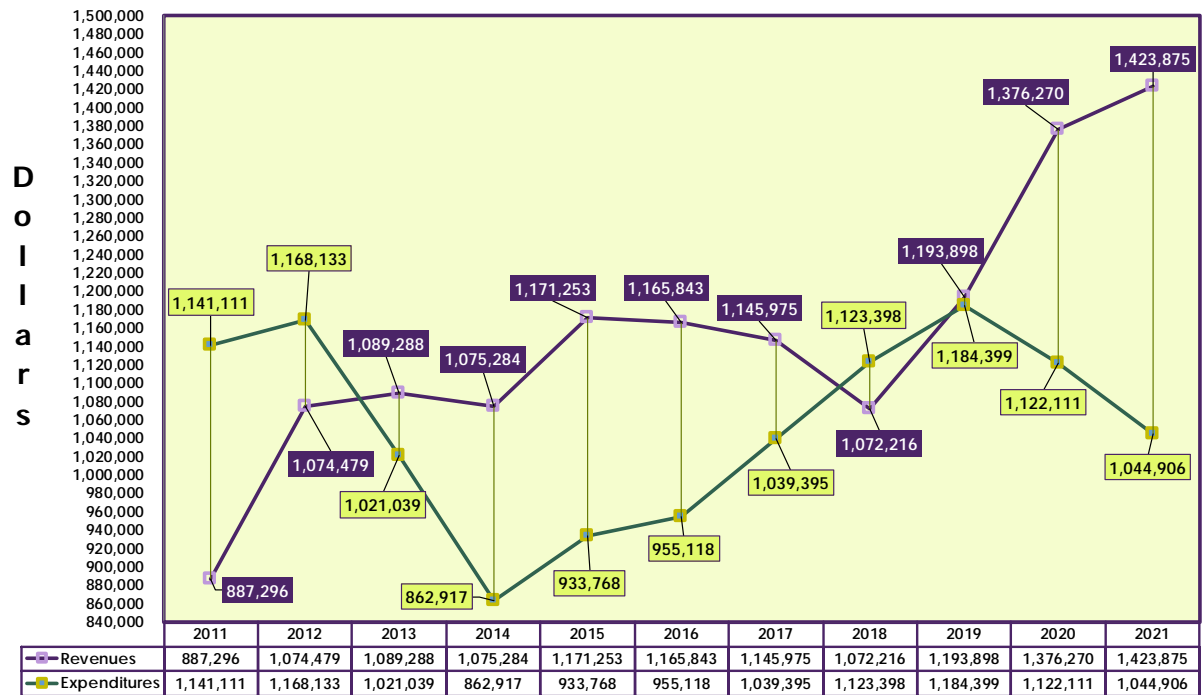
### CALENDAR YEAR 5-YEAR ANALYSIS (2017 - 2021)

SPRINGDALE G.C.	2017	2018	2019	2020	2021
REVENUES	447,647	394,836	445,522	522,406	586,409
EXPENDITURES	406,184	440,231	457,824	406,409	400,896
OPERATING INCOME/(LOSS) Before Dep	41,463	(45,394)	(12,303)	115,997	185,513
DEPRECIATION	50,776	55,417	46,410	50,561	46,149
NET INCOME/(LOSS)	(9,314)	(100,811)	(58,712)	65,436	139,364

## COMBINED COURSES

The revenues have finally outweighed the expenses with the exception of 2018, when Springdale was shut down until late May to complete the new bridges. In 2017, the courses were in a position to start paying the bond for the new clubhouse at Lincoln Hills that was built in late 2010. We are looking forward to the upcoming season and will have our “Welcome Back” member outing on Sunday – April 24<sup>th</sup> at Lincoln Hills!

Revenue and Expenditure Comparison - Lincoln Hills & Springdale



COMBINED COURSES	2017	2018	2019	2020	2021
REVENUES	1,145,975	1,072,216	1,193,898	1,376,270	1,423,875
EXPENDITURES					
ADMINISTRATIVE	35,230	35,278	38,134	39,443	38,487
MAINTENANCE	351,526	379,124	407,085	348,490	325,401
CLUBHOUSE	494,732	497,134	496,478	482,203	490,884
TOTAL EXPENDITURES	881,488	911,536	941,697	870,136	854,772
OPERATING INCOME/(LOSS)	264,487	160,680	252,202	506,134	569,103
DEPRECIATION	107,906	111,862	92,703	101,975	90,134
GENERAL FUND CONTRIBUTION	50,000	100,000	150,000	150,000	100,000
NET INCOME/(LOSS)	106,581	(\$51,182)	\$9,499	\$254,159	\$378,970



SD #9 Tee



# Operation Statement – 3 Year History

REVENUES:	2019			2020			2021		
	Lincoln Hills	Springdale	TOTAL	Lincoln Hills	Springdale	TOTAL	Lincoln Hills	Springdale	TOTAL
WEEKDAY GREENS FEES	181,264	167,828	349,092	272,908	220,525	493,433	239,271	222,519	461,790
WEEKEND GREENS FEES	99,711	85,889	185,600	135,631	106,074	241,705	134,226	118,781	253,007
FOOD & BEVERAGE	53,385	37,801	91,187	42,045	27,820	69,866	56,975	46,294	103,268
MERCHANDISE	19,027	9,166	28,192	19,904	7,197	27,101	16,091	8,589	24,680
PULL CART RENTAL	5,319	5,548	10,867	7,048	8,021	15,070	6,617	6,075	12,692
GOLF CART RENTAL	84,991	72,628	157,620	98,177	80,070	178,247	109,958	102,171	212,130
GAM HANDICAP	2,756	1,001	3,757	3,146	656	3,802	3,752	1,130	4,882
CLASSES	87,328	0	87,328	58,560	0	58,560	80,840	0	80,840
RESIDENT MEMBERSHIPS	0	0	0	2,425	1,545	3,970	14,785	7,455	22,240
BUSINESS MEMBERSHIPS	7,500	1,400	8,900	5,675	3,250	8,925	6,120	2,600	8,720
NON-RESIDENT MEMBERSHIPS	106,040	34,650	140,690	107,700	38,815	146,515	150,360	37,375	187,735
UNLIMITED GOLF PASS	7,000	1,000	8,000	4,400	0	4,400	6,000	200	6,200
PACKAGE CLUB PASSES	145	26	171	435	0	435	870	290	1,160
TOURNAMENT ENTRY FEES	7,527	2,754	10,281	3,708	1,955	5,663	6,372	4,555	10,926
INTEREST INCOME	78,551	0	78,551	83,681	0	83,681	3,331	2,217	1,115
LEASE INCOME	7,351	25,688	33,040	7,572	26,405	33,977	7,801	24,925	32,727
MISCELLANEOUS INCOME	411	68	479	838	45	883	1,315	492	1,807
CASH OVERAGE/(SHORTAGE)	70	75	145	12	27	39	154	32	186
GENERAL FUND CONTRIBUTION	0	0	0	0	0	0	0	0	0
<b>TOTAL REVENUES</b>	<b>748,377</b>	<b>445,522</b>	<b>1,193,898</b>	<b>853,864</b>	<b>522,406</b>	<b>1,376,270</b>	<b>838,177</b>	<b>585,699</b>	<b>1,423,875</b>

ADMINISTRATIVE EXPENSES:	2019			2020			2021		
	Lincoln Hills	Springdale	TOTAL	Lincoln Hills	Springdale	TOTAL	Lincoln Hills	Springdale	TOTAL
ADMINISTRATIVE CHARGE	18,324	18,324	36,648	19,015	19,015	38,030	18,530	18,530	37,060
AUDIT	743	743	1,486	707	707	1,413	713	714	1,427
<b>SUB-TOTAL ADMINISTRATIVE</b>	<b>19,067</b>	<b>19,067</b>	<b>38,134</b>	<b>19,722</b>	<b>19,722</b>	<b>39,443</b>	<b>19,243</b>	<b>19,244</b>	<b>38,487</b>

MAINTENANCE EXPENSES:	2019			2020			2021		
	Lincoln Hills	Springdale	TOTAL	Lincoln Hills	Springdale	TOTAL	Lincoln Hills	Springdale	TOTAL
SALARIES AND WAGES	72,787	77,364	150,151	74,668	70,981	145,649	73,836	75,191	149,026
OVERTIME PAY	1	185	186	85	63	148	35	271	306
LONGEVITY	28	28	57	28	28	57	28	28	57
FICA	5,569	5,934	11,503	5,543	5,260	10,803	5,595	5,735	11,330
HOSPITALIZATION	8,481	10,929	19,410	8,149	9,719	17,867	7,426	8,880	16,306
LIFE	180	180	360	186	187	373	179	180	359
RETIREE HEALTH CARE	7,451	7,840	15,291	(2,207)	(2,194)	(4,402)	(5,006)	(5,015)	(10,021)
DENTAL/OPTICAL	693	692	1,385	639	639	1,278	547	547	1,094
DISABILITY INSURANCE	304	305	609	327	327	655	328	329	657
WORKER'S COMPENSATION	810	857	1,667	877	831	1,708	877	872	1,749
SICK TIME PAY OUT	0	0	0	0	0	0	0	0	0
RETIREMENT CONTRIBUTION	6,201	6,458	12,659	6,598	6,578	13,175	3,306	3,260	6,566
HRA BENEFIT	10	10	20	10	10	20	10	10	20
HSA CONTRIBUTION/ RETIRE EMPR	4,156	4,150	8,306	4,352	4,352	8,704	4,268	4,269	8,537
OPERATING SUPPLIES	47,261	43,059	90,319	32,985	29,650	62,635	25,557	30,862	56,418
OTHER CONTRACTUAL SERVICE	13,362	12,181	25,543	12,011	6,607	18,618	7,306	6,461	13,767
EQUIPMENT UNDER \$5,000	0	0	0	405	405	810	228	0	228
ELECTRICITY	3,867	2,836	6,704	5,050	3,341	8,390	4,306	3,130	7,436
GAS	1,273	1,529	2,802	782	1,125	1,907	933	1,379	2,313
WATER	440	0	440	274	0	274	243	0	243
TRAINING	175	175	349	410	410	819	0	0	0
PRINTING & PUBLISHING	0	0	0	0	0	0	0	0	0
EQUIPMENT RENTAL	29,109	30,214	59,323	29,000	30,000	59,000	29,000	30,009	59,009
BUILDINGS	0	0	0	0	0	0	0	0	0
MACHINERY & EQUIPMENT	0	0	0	0	0	0	0	0	0
PUBLIC IMPROVEMENTS	57,264	0	57,264	5,837	0	5,837	0	0	0
CONTRIBUTED EXP - CAP OUTLAY	(57,264)	0	(57,264)	(5,837)	0	(5,837)	0	0	0
<b>SUB-TOTAL MAINTENANCE</b>	<b>202,158</b>	<b>204,927</b>	<b>407,085</b>	<b>180,172</b>	<b>168,318</b>	<b>348,490</b>	<b>159,002</b>	<b>166,398</b>	<b>325,401</b>

CLUBHOUSE EXPENSES:	2019			2020			2021		
	Lincoln Hills	Springdale	TOTAL	Lincoln Hills	Springdale	TOTAL	Lincoln Hills	Springdale	TOTAL
SALARIES AND WAGES	97,653	84,369	182,021	102,038	86,123	188,162	115,259	75,069	190,328
OVERTIME	567	2,288	2,855	2,075	8,083	10,158	3,885	2,288	6,173
LONGEVITY	41	41	83	41	41	83	41	41	83
FICA	6,791	6,623	13,414	7,938	7,181	15,119	8,981	5,777	14,758
HOSPITALIZATION	14,155	15,469	29,623	13,570	14,593	28,162	13,566	11,635	25,201
LIFE	21	21	42	22	22	44	22	23	46
RETIREE HEALTH CARE	7,604	7,992	15,596	(2,280)	(2,265)	(4,545)	(5,175)	(5,186)	(10,361)
DENTAL/OPTICAL	800	801	1,601	729	730	1,459	619	619	1,238
DISABILITY	359	359	717	380	380	760	381	383	764
WORKER'S COMPENSATION	1,040	939	1,979	1,255	1,110	2,365	1,398	904	2,301
SICK TIME PAYOUT	0	0	0	0	0	0	0	0	0
RETIREMENT CONTRIBUTION	6,778	7,029	13,807	7,110	7,087	14,197	3,365	3,319	6,684
HRA BENEFIT	20	20	40	20	20	40	20	20	40
HSA CONTRIBUTION/ RETIRE EMPR	4,497	4,497	8,994	4,738	4,738	9,477	4,715	4,739	9,454
OPERATING SUPPLIES	19,061	12,126	31,187	17,080	11,468	28,549	16,301	12,531	28,833
FOOD & BEVERAGE	16,297	11,990	28,287	11,262	8,671	19,934	15,976	10,020	25,996
BEER & WINE PURCHASES	7,825	7,105	14,930	4,849	4,723	9,572	7,869	9,713	17,583
MERCHANDISE	14,329	10,360	24,689	12,452	3,735	16,187	8,385	6,609	14,995
EQUIPMENT UNDER \$5,000	0	0	0	9,467	0	9,467	807	4,302	5,108
OTHER CONTRACTUAL SERVICES	12,725	11,714	24,438	21,152	15,325	36,477	21,508	15,858	37,367
TELEPHONE	512	822	1,333	0	0	0	0	0	0
CONTRACTUAL ALARM	1,678	992	2,669	1,906	1,036	2,942	1,946	1,182	3,127
ELECTRICITY	5,117	4,639	9,756	6,126	4,933	11,059	6,424	5,842	12,266
GAS	257	1,757	2,014	228	1,256	1,483	542	2,062	2,604
WATER	1,756	1,786	3,542	1,181	1,042	2,224	876	1,299	2,174
LIQUOR LICENSE	1,253	1,253	2,505	1,253	1,253	2,505	1,253	1,253	2,505
PRINTING & PUBLISHING	1,397	1,234	2,632	2,178	2,099	4,276	1,545	1,380	2,925
MARKETING & ADVERTISING	7,485	5,225	12,709	3,823	2,323	6,145	3,843	3,093	6,935
MISCELLANEOUS	0	0	0	0	0	0	0	0	0
DEPRECIATION	46,293	46,410	92,703	51,414	50,561	101,975	43,984	46,149	90,134
EQUIPMENT RENTAL	18,000	17,750	35,750	18,125	17,550	35,675	24,104	24,142	48,246
TRAINING	812	812	1,624	439	848	1,287	625	625	1,250
MEMBERSHIP & DUES	0	0	0	281	281	561	281	281	561
CONFERENCES & WORKSHOPS	0	0	0	448	40	488	625	625	1,250
LIABILITY INSURANCE	13,819	13,819	27,638	13,947	13,947	27,893	15,644	14,806	30,449
CONTRIBUTED EXP. - CAP. OUTLAY	(3,162)	0	(3,162)	0	(10,375)	(10,375)	0	0	0
MACHINERY & EQUIPMENT	3,162	0	3,162	0	0	0	0	0	0
FURNITURE	0	0	0	0	0	0	0	0	0
BUILDINGS	0	0	0	0	0	0	0	0	0
PUBLIC IMPROVEMENTS	0	0	0	0	10,375	10,375	0	0	0
CONTRIBUTION TO GENERAL FUND	150,000	0	150,000	150,000	0	150,000	100,000	0	100,000
<b>SUB-TOTAL CLUBHOUSE</b>	<b>458,940</b>	<b>280,240</b>	<b>739,181</b>	<b>465,247</b>	<b>268,931</b>	<b>734,178</b>	<b>419,615</b>	<b>261,403</b>	<b>681,018</b>
<b>TOTAL OPERATING EXPENSE</b>	<b>680,165</b>	<b>504,234</b>	<b>1,184,399</b>	<b>665,141</b>	<b>456,970</b>	<b>1,122,111</b>	<b>597,860</b>	<b>447,045</b>	<b>1,044,906</b>
<b>TOTAL REVENUES</b>	<b>748,377</b>	<b>445,522</b>	<b>1,193,898</b>	<b>853,864</b>	<b>522,406</b>	<b>1,376,270</b>	<b>838,177</b>	<b>585,699</b>	<b>1,423,875</b>
<b>OPERATING INCOME (LOSS)</b>	<b>68,211</b>	<b>(58,712)</b>	<b>9,499</b>	<b>188,723</b>	<b>65,436</b>	<b>254,159</b>	<b>240,316</b>	<b>138,654</b>	<b>378,970</b>

## 2022 MARKETING PLAN

Our mission at Lincoln Hills and Springdale Golf Courses, as a business, is dedicated to serving our community by providing high quality golfing experiences and fun environments, to players of all ages and abilities with exceptional service.

Our competitive advantage is rooted in its community-based focus and the course locations. Both courses are aesthetically pleasing, well landscaped and challenging in their own ways. The fact that these courses are not 18-holes provides an advantage when it relates to the essence of time, one can play 9-holes in about two hours compared to 4-6 hours when playing 18-holes. This setting is also a great avenue to grow the game with our juniors and just enough length for our beginner and senior players.

In today's market, just having satisfied customers isn't good enough- you have to create "Raving Fans". Make excellence mandatory and create an atmosphere to naturally encourage our members/guests to rave about their experience with our facilities. Our members/guests appreciate a friendly welcome, good service, pleasant, relaxing surroundings, and happy smiling faces. They would like to have all of their questions answered and their requests met

- "There is only one Boss" – The Customer
- Drive everything in our business with a customer focus
- Educate and train staff members that the customer is the job and whatever the customer wants, needs or does – provides the energy for everything else.
- Engage our clients with everyday conversations to provide a continuous flow of useful information
- Employees choose to go "above and beyond the call of duty" to ensure total customer satisfaction

### Marketing Tools:

- ✓ Full Page Ad in the Birmingham/Bloomfield Chamber of Commerce Annual Directory
- ✓ E-blast Campaigns Distributed to Birmingham/Bloomfield Chamber of Commerce Members
- ✓ Full Page Ad in the Birmingham City Lifestyle Magazine
- ✓ Full Page Ad in the Jewish News
- ✓ Postcard Mailer Distributed to Local Communities to Promote Membership and Events
- ✓ Full Page Ad in Little Guide to Promote Jr Golf Program



Dueling Pianos at LH

In conclusion, we firmly believe that our efforts to create "Raving Fans" will generate happy Members' that will enjoy coming to their courses. We will continue to aggressively market our mazing courses to the surrounding communities we serve and offer a great value, with exceptional service.

## 2022 Club Events

### Welcome Back Members

Sunday – April 24th at Lincoln Hills

#### **Format: Alternate Shot (2- Person Team)**

Two golfers play as partners, playing only one golf ball, taking turns playing the strokes. Both players will tee off. The player who didn't hit the best shot off the tee, will play the shot, and the teams will continue to alternate shots until the end of the hole.

Entry Fee: \$20/PP    Register at 3:30pm    Tee Times – 4pm    Awards Dinner to Follow

### "Cinco de Mayo" Golf Classic

Thursday - May at Lincoln Hills

#### **Format: 3-Club Scramble (4-Person Team)**

Each player is only allowed three (3) golf clubs for the tournament. Strategy comes into play with the three clubs selected. You want your longest hitter to be sure to include his/her driver among the three. A short game wizard would make sure he/she has their pitching wedge. Get festive and you may win our "Best Dressed" Team award.

Entry Fee: \$39/PP    Register at 5:30pm    Shotgun Start at 6pm    Awards Dinner to Follow

### Nite Golf

Saturday – May at Springdale

#### **Format: Scramble (4 Person Team)**

All members of the team will hit their drives from their respected tees. The team will then select the "best" drive. Everyone advances to that location and proceeds to hit their shots. This continues until the completion of the hole. Gift Certificates will be awarded after golf.

Entry Fee: \$39/pp    Register & Buffet/Beverages at 7pm    Shotgun at Dusk (9pm)

### Memorial Day Surprise

Monday – May 30th at LH & SD

#### **Format: Closest to the Pin**

The golfer whose tee shot comes to rest closest to the hole. Any balls off the green are not considered, even if they may be the closest.

No Entry Fee - Must be a Current Member

Winner will be Announced on Tue

### Parent/Child

Sunday – June at Springdale

#### **Format: Alternate Shot (2-Person Team)**

Two golfers play as partners, playing only one golf ball, taking turns playing the strokes. Both players will tee off. The player who didn't hit the best shot off the tee, will play the shot, and the teams will continue to alternate shots until the end of the hole

Entry Fee: \$25/pp    Register at 4:30pm    Tee Times/Shotgun 5pm    Awards Dinner

### Nine & Dine Couples

Friday – June at Springdale

#### **Format: Alternate Shot (2-Person Teams)**

Two golfers play as partners, playing only one golf ball, taking turns playing the strokes. Both players will tee off. The player who didn't hit the best shot off the tee, will play the shot, and the teams will continue to alternate shots until the end of the hole. Can't wait to see who will be our "Best Dressed" team for this event!

Entry Fee: \$39/PP    Register at 6pm    Shotgun at 6:30pm    Awards Dinner

### of July Day Surprise

Monday – July 4th at LH & SD

**Format: Closest to the Pin**

The golfer whose tee shot comes to rest closest to the hole. Any balls off the green are not considered, even if they may be the closest.

No Entry Fee - Must be a Current Member

Winner will be Announced on Tue

### Nine & Dine Couples

Friday – July at Springdale

**Format: 3-Club Scramble (4-Person Team)**

Each player is only allowed three (3) golf clubs for the tournament. Strategy comes into play with the three clubs selected. You want your longest hitter to be sure to include his/her driver among the three. A short game wizard would make sure he/she has their pitching wedge. Get festive and you may win our “Best Dressed” Team award.

Entry Fee: \$39/PP Register at 6pm Shotgun at 6:30pm

Awards Dinner

### Luau “On the Greens”

Saturday – July at Lincoln Hills

**Format: Alternate Shot (2- Person Team)**

Two golfers play as partners, playing only one golf ball, taking turns playing the strokes. Both players will tee off. The player who didn’t hit the best shot off the tee, will play the shot, and the teams will continue to alternate shots until the end of the hole. Can’t wait to see who will be our “Best Dressed” team for this event!

Entry Fee: \$45/PP Register at 4:30pm Shotgun at 5pm Pig Roast & Awards to Follow

### Junior Club Championship

Thursday - Aug at Lincoln Hills

**Format: Individual Stroke Play**

The competition will be a 9-hole competition and is open to all Junior members and anyone who participated in the 2022 Junior Golf Program. Upon completion of the event, hot-dogs, chips, ice-cream and beverages will be served as staff tally the cards to present the trophies. This event is open to all current members, and those who participated in the Jr Program this summer at no fee.

Registration at 7:30am

Shotgun at 8am

Awards Luncheon

### Club Championship

Sat & Sun – Aug (SD) & (LH)

**Format: 2-Day Gross and 2-Day Net**

The competition will be a 36-Hole competition played over two days (18 holes per day).

Saturday’s round will begin at Springdale with tee times from 8 - 10am. The second round will be held on Sunday at Lincoln Hills, also from 8 – 10am. This year we are introducing the Super Senior Division for those that are 66 years of age and older.

Entry Fee: \$80/PP Tee Times at 8am

Lunch on Sat and Lunch/Awards on Sunday

### Nine & Dine Couples

Friday – Aug at Springdale

**Format: Ryder Cup (2-Person Team)**

This event will have 3 formats: Scramble for Holes #1-3, Alternate Shot for Holes #4-6, and Better Ball of Partners for Holes #7-9. You will have some fun stories to tell when you finish in the Clubhouse.

Entry Fee: \$39/PP Register at 6pm

Shotgun at 6:30pm

Awards Dinner



## Labor Day Surprise

Monday – Sept at LH & SD

### Format: Closest to the Pin

The golfer whose tee shot comes to rest closest to the hole. Any balls off the green are not considered, even if they may be the closest.

No Entry Fee - Must be a Current Member

Winner will be Announced on Tue

## Halloween Nite Golf

Saturday – Oct 22nd at Springdale

### Format: Scramble (4 Person Team)

All members of the team will hit their drives from their respected tees. The team will then select the “best” drive. Everyone advances to that location and proceeds to hit their shots. This continues until the completion of the hole. Award will be given to the “Best Dressed” Team before the shotgun, and Gift Certificates will be awarded after golf.

Entry Fee: \$40/pp Register & Buffet/Beverages at 6pm

Shotgun at Dusk (8pm)

## Annual Turkey Shoot – Charity Event

Saturday – Nov TBD Course

### Format: Backward Scramble (4-Person Team)

We play the course backwards. Not only it is fun, but we raise so much food and donations for The Lighthouse of Pontiac. We are very proud to host this event, and we only hope for good weather. We will play sunshine or snow!

Entry Fee: \$30/pp Registration at 10am

Shotgun at 11am Awards Luncheon





## MEMORANDUM

Department of Public Services

**DATE:** February 24, 2022

**TO:** Parks and Recreation Board Members

**FROM:** Carrie Laird, Parks and Recreation Manager

**APPROVED:** Lauren Wood, Director of Public Services

**SUBJECT:** Adams Park Development

---

### INTRODUCTION:

Proposals were received for the development of Adams Park on February 24, 2022. This report displays the bids received and next steps to proceed with this project.

### BACKGROUND:

Adams Park has been in the queue for improvements, and listed as a priority project by the Parks and Recreation Board should funding become available. The approval of the Parks and Recreation Bond in November of 2020 allows the City to move forward with the development of Adams Park.

The City of Birmingham engaged the services of Michael J. Dul & Associates to prepare the 2021 Adams Park Concept Plan. It was vetted and under public review by surrounding neighborhood associations, Roeper School, advertised for citywide comment on Engage Birmingham, and presented at the Parks and Recreation Board meeting of September 14, 2021.

The 2021 Adams Park Concept Plan includes enhancements to the play area, a garden seating plaza, beautiful landscaping improvements with many new trees, an open grassy area large enough for a soccer field or other field sports, a basketball court, shot put, discus, and a long jump area.

The Plan was accepted by the City Commission at the November 8, 2021 meeting along with a resolution approving the agreement with Michael J. Dul & Associates for professional landscape architecture services for construction drawings and implementation.

Michael J. Dul & Associates initiated the preparation of Construction Drawings and Bid Specifications for the Development of Adams Park. Fine tuning of the play area, placement and size of select park features, and further discussion with the Neighborhood Association representatives and Roeper School contacts transpired since the approval from the City Commission in November. The Adams Park Illustrated Plan is attached to this report.

**SUMMARY:**

Proposals were received on Thursday, February 24, 2022. A brief summary of the bids is displayed in the table below.

<b>Company</b>	<b>Base Bid Total</b>
Michigan Recreational Construction, Inc.	\$1,029,976.00
Warren Contractors and Development, Inc.	\$1,099,178.00
Albaugh Masonry Stone & Tile, Inc.	\$1,165,752.27
WCI Contractors, Inc.	\$1,166,269.25
Premier Group Associates, Inc.	\$1,260,555.64

Michael J. Dul and City Staff are in the process of reviewing all proposals received. Alternates, possible deducts or additions, interviews, scheduling, and reference checks as part of our bid review process.

We plan to recommend the award of this project to the to be determined contractor at the March 28, 2022 City Commission Meeting so as not to delay the anticipated project schedule.

**SUGGESTED RESOLUTION:**

To support the recommendation by the consultant/city staff for the selection of the most responsive contractor for the Adams Park Development Project.







February 7, 2022

Mr. Thomas M. Markus, City Manager  
***City of Birmingham***  
151 Martin Street  
P.O. Box 3001  
Birmingham, MI 48012-3001

***Re: Attorney General's Opinion Regarding OMA and Virtual Accommodations for Disabled Persons***

Dear Mr. Markus:

On February 4, 2022 the State of Michigan Attorney General, Dana Nessel, released an Opinion that asked the question on how the Michigan Open Meetings Act intersects with federal law when a person with a disability either serves on a body subject to the OMA or desires to fully participate in the meetings of such body and request an accommodation for their disability. The question is whether a person with a disability can have the option to participate virtually even if they are members of the public body under the demands and scrutiny of the OMA.

The Attorney General stated:

“The OMA does not generally provide any affirmative accommodation, upon request, for a disabled individual’s access to a public body on which he or she serves, and more importantly may not allow for a disabled public member including one who is immune compromised or has other health issues to be accommodated to fully participate in public meetings.”

The Attorney General also noted that “there is nothing in the OMA that requires a public body to accommodate a disabled member of that body.” The Attorney General analyzed how a state law, such as the OMA, can answer to the federal law of the American Disabilities Act. The Attorney General stated, “the ADA does contemplate modification to and thereby a preemption of, state laws when necessary to effectuate the protections afforded under the ADA.” It is clear that Michigan’s OMA does not provide any affirmative accommodations for disabled individuals to participate in public meetings and, therefore, because the OMA does not provide any accommodations, and it is, therefore, inconsistent with the requirements of the ADA, the Michigan OMA will be preempted, meaning that the federal law trumps state law.

When examining the American Disabilities Act, the Attorney General focused on Title II which is the most relevant to this analysis. Title II states:

“No qualified individual with a disability shall, by reason of such disability, be excluded from participation in, or be denied in the benefits of the services, programs, or activities of the public entity, or be subject to discrimination by any such entity.”

All local and state boards and commissions would be considered public entities under Title II of the ADA. In order to have proper accommodations to fully participate in any public meeting, including a board member or a person serving on a board or commission, a person must first show that they have “a disability and they are a qualified individual with a disability” in order to have the protections of the ADA. The ADA defines disability as “a physical or mental impairment that substantially limits one or more of the major life activities of such an individual.” The ADA and its examinations provide lists of medical conditions that are generally accepted as a disability, however, the Attorney General recognizes that impairments and disabilities that are not previously listed could surely require an assessment of their effect on the individual and whether or not their particular situation makes it so they are unable to attend a meeting in person. The Attorney General even states:

“But the existence of such a condition, or any other underlying condition, that makes an individual particularly susceptible to contracting an illness or disease such as COVID-19 if they were to attend a meeting in a public, physical, can very well form the basis for sufficient showing.”

So what does all this mean? Well first, there has to be a request for an accommodation from a “qualified individual with a disability.” Therefore, any person on a board or commission must first request the accommodation, i.e. to appear virtually for a meeting. The next step is to determine whether the requested accommodation is appropriate under the reasonable modification portion of the ADA. Then, the question is whether or not the legislative body can modify its meetings without incurring any undue burden. While the legislature’s clear intent behind the Open Meetings Act is to have in person meetings and the point of the OMA is to include greater transparency in government, and while the legislature, of course could amend the OMA to permit fully virtual meetings as it has done throughout this pandemic, the Attorney General is suggesting that each individual municipality should evaluate each request for accommodation. The final statement by the Attorney General is:

“It is my opinion, therefore that the Americans with Disability Act and Rehabilitation Act requires state and local boards and commissions to provide reasonable accommodations which could include an option to participate virtually to qualified individuals with a disability who request an accommodation in order to



# Beier Howlett

Mr. Thomas M. Markus, City Manager

***City of Birmingham***

February 7, 2022

Page 3

---

fully participate as a board or commission member or as a member of the general public and meetings that are required by the Open Meetings Act be held in a place available to the general public.”

While the Attorney General cannot tell a municipality to violate a state law, the AG is suggesting the municipality recognizes a legal preemptive issue, and balance the issue on the side of the ADA.

Therefore, it is my recommendation, that if a request to appear virtually is made by a person who is required to meet in person, we should evaluate whether or not that person has a qualified disability, and then determine if based upon that qualifying disability, they may be allowed to meet virtually. While I appreciate the Attorney General’s Opinion, and I believe her analysis is accurate, her analysis was long overdue, however, the burden upon assuring the disability now falls upon the individual municipality. It would have been better for the Attorney General to have convinced the legislature to change the requirements of the OMA and to continue the exceptions it has for the past 20 or so months. Nonetheless, if we allow persons with disabilities to receive the accommodation as articulated by the Attorney General, and we are challenged for a violation of the OMA, I believe if we do our due diligence to determine the disability, and the fact that a person could be compromised, I believe that we may be protected. I believe it is legally more prudent to comply with the constitutional mandates of the ADA, than the strict confines of the OMA.

If you have any questions, please do not hesitate to contact me.

Very truly yours,

**BEIER HOWLETT, P.C.**



Mary M. Kucharek

MMK/jc



I, \_\_\_\_\_, have received a reasonable accommodation by the City of Birmingham to appear at this meeting virtually in accordance with the American Disabilities' Act Title II and as suggested by the Attorney General of Michigan Dana Nessel. I have a disability that has been recognized by the ADA, and, therefore, I am entitled to receive a reasonable accommodation so that I am able to appear at this meeting virtually, in recognition of my disability and my Constitutional right to appear and participate in a public meeting, notwithstanding the Michigan Open Meetings Act.

Dated: \_\_\_\_\_

\_\_\_\_\_  
(Signature)

Printed Name: \_\_\_\_\_



I, \_\_\_\_\_, serve on the City of Birmingham's \_\_\_\_\_ Board, or Commission, and do hereby request that the City make a reasonable accommodation for me to participate and appear at my Board's/Commission's meeting, due to the fact that I have a disability as enumerated or defined by the American Disabilities Act at Title II.

Dated: \_\_\_\_\_

\_\_\_\_\_  
(Signature)

Printed Name: \_\_\_\_\_



## MEMORANDUM

Department of Public Services

**DATE:** February 21, 2022  
**TO:** Parks and Recreation Board Members  
**FROM:** Lauren A. Wood, Director of Public Services  
**SUBJECT:** DPS Project Updates

---

### **Birmingham Ice Sports Arena**

The Ribbon Cutting Celebration for the newly renovated Ice Arena is on Sunday, March 20, 2022 beginning at 11:00 AM. Evite invitations are on the way. A program booklet will be available on this day with the schedule of events. We are including some figure skating and hockey exhibitions along with tours of the updated ice arena facility.

### **Pickleball Update**

We were proceeding with the award for design services for Pickleball courts this month, but was informed by Bruce Lemons from Foresite Design, Inc. they will be withdrawing from this project. As you are aware, Foresite Design consulted on the Pickleball courts site evaluations and schematic designs over the past few months.

As a result, we will be experiencing some delays with this design service and Pickleball construction. We still anticipate work occurring during 2022 calendar year.

### **Design Services for Trail Improvements**

Our recommendation to proceed with the professional design services for improvements to the Rouge River Trail Corridor (RRTC) will be considered by the City Commission at their February 28, 2022 meeting. We will provide an update during the Parks and Recreation Board meeting.

### **Prescribed Burns**

We plan to prepare for some upcoming controlled burns at park locations still to be determined.