

City of Glenarden



Financial Report – Treasurers Report

For the Month Ended:
September 30, 2023

Report of the City Treasurer

With Financial Statements for the Period Ended September 30, 2023

Attached is the Statement of Revenues and Expenditures for the Month Ending September 30, 2023.

Financial Statement Highlights

Revenues and expenditures for the Month ending September 30, 2023, were as follows:

As of September 30, 2023, there were total Revenues of **\$1,511,684** and Expenses of **\$1,878,276**. These activities resulted in total Expenses exceeding total Revenue by **\$366,592**.

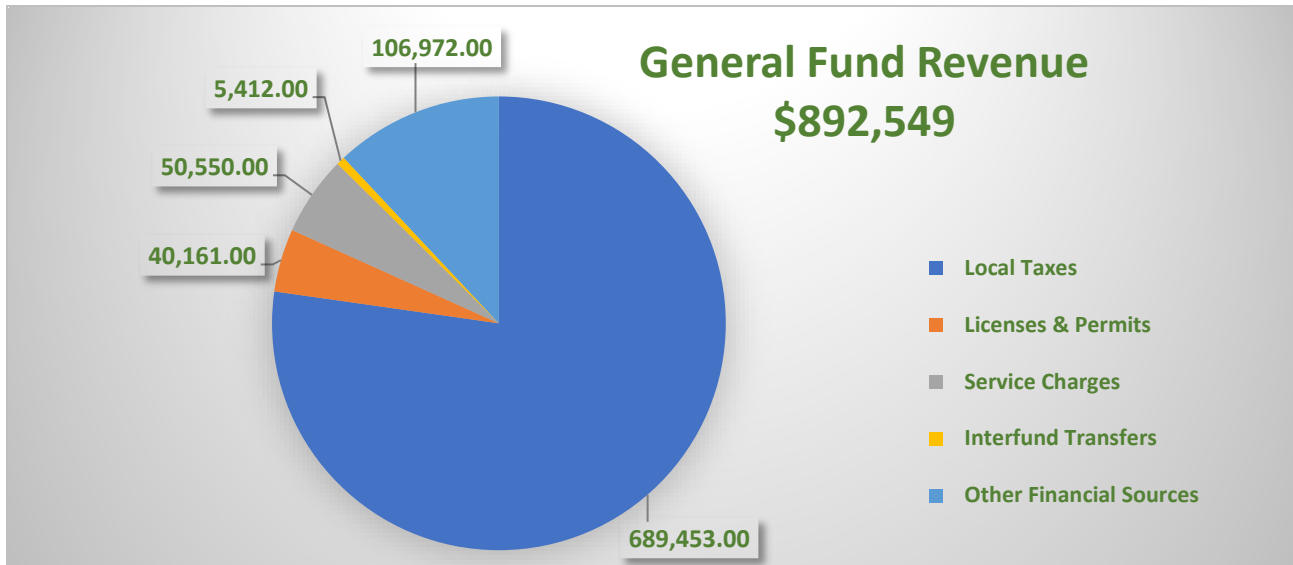
Results of activity by fund year to date as of September 30, 2023, were as follows:

	<u>07/1/2023 - 09/30/2023</u>		
	<u>Revenue</u>	<u>Expenditure</u>	<u>Surplus / (Deficit)</u>
General Fund	\$892,549	\$1,308,700	(\$416,151)
Special Revenue Fund	\$445,968	\$445,968	\$0
Capital Projects Fund	\$148,186	\$102,020	\$46,166
Total Governmental Fund	<u>\$1,486,703</u>	<u>\$1,856,688</u>	<u>(\$369,985)</u>
Enterprise Fund	\$24,981	\$21,588	\$3,393
Total All Fund	<u>\$1,511,684</u>	<u>\$1,878,276</u>	<u>(\$366,592)</u>

For the month of September 2023 in Fiscal Year (FY) 2024, there were Real Property Taxes installment receipts of **\$129,463**, and collections for Special Assessments totaled **\$27,215**. In a subsequent review of Real Property Taxes for October 2023, the city had collections of **\$1,234,124.40**.

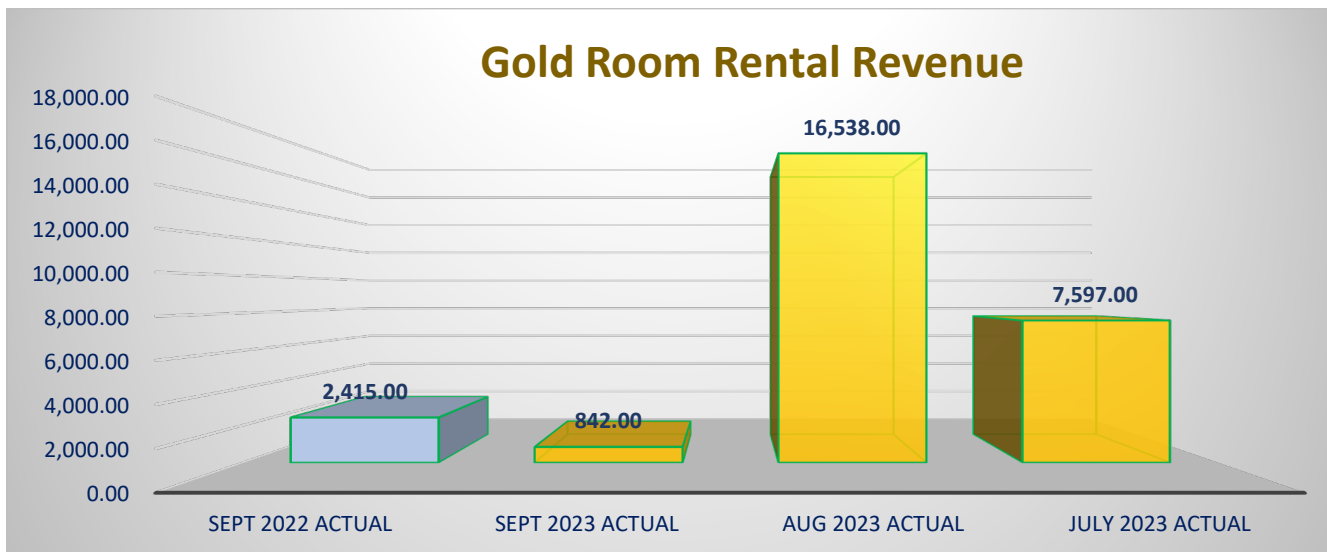


At the end of September 30, 2023, collections for General funding amounted to \$892,549 where Local Taxes were \$689,453; Licenses and Permits \$40,161; Transfers In \$5,412; Service Charges at \$50,550 and Other Financial Sources \$106,972.



In September 2023, collections for Personal Property Taxes were **\$6,240.52**.

Gold Room Receipts for September 2023 were \$5,312., however, this amount was offset by deposit refunds of \$4,470 leaving **\$842**. compared to the same time last year with \$2,415.



Cash Update

To date, the City’s cash balances remain sufficient to pay all outstanding bills as they become due.

Current Bank Balances as of October 23, 2023

Main Operating Account	\$2,730,478.12
Forbearance Account	\$7,078.36
Gold Room Account	\$189,340.54
Block Grant	\$4,199.08
Cable PEG Grant Account	\$340,330.22
	<u><u>\$3,271,426.32</u></u>

Investment Bank Balances as of October 03, 2023

PNC MLGIP Account -Rainy Day	\$8,061,321.19
MLGIP Invest - Highway User	\$363,652.16
PNC MLGIP Invest COG Saving	\$80,985.75
	<u><u>\$8,505,959.10</u></u>

Opportunity Cost – September 2023

		<u>2022-2023</u>	-	<u>2023-2024</u>	
Opportunity Taken/Gains		0		\$ 8,025,781.50	35,540
				08/10-09/30/23	61,321
Opportunity Cost/Loss (Estimated)		\$586,535			\$97,117
		2022 - 2023			2023 - 2024
Opportunity Cost for Jun	\$12,228,911.40	\$49,753.24			
Opportunity Cost for May	\$12,258,109.41	\$51,534.44			
Opportunity Cost for Apr	\$12,282,353.21	\$49,970.67			
Opportunity Cost for Mar	\$12,293,804.15	\$51,684.50			
Opportunity Cost for Feb	\$12,230,610.58	\$46,442.81			
Opportunity Cost for Jan	\$12,682,557.84	\$53,318.86			
Opportunity Cost for Dec	\$12,035,392.00	\$50,598.11			
Opportunity Cost for Nov	\$12,327,856.00	\$50,155.80			
Opportunity Cost for Oct	\$12,433,928.74	\$50,587.35		\$3,357,146.39	\$11,397.10
Opportunity Cost for Sep	\$11,440,170.00	\$46,544.25		\$2,499,776.75	\$11,069.26
Opportunity Cost for Aug	\$11,580,228.00	\$47,114.08		\$3,337,994.35	\$24,874.41
Opportunity Cost for Jul	\$9,544,201.00	\$38,830.52		\$11,646,401.71	\$49,776.40

The above schedule shows monthly opportunity costs for FY 23 and FY 24. Please note that the city lost an estimated \$97,117 for the period ending October 23, 2023. However, with the investment of \$8 mil in the MLGIP the city gained \$61,321 for the period ended September 2023.

The ARPA – Good Samaritan Hardship Fund & Community Resilience Fund

Through to October 23, 2023, the Grant Program disbursed to the citizens who applied \$300,000, the amount budgeted, and for the Community Resilience \$22,750 was distributed.

<u>ARPA - Good Samaritan Hardship Fund</u>	<u>Amount Awarded</u>	-	<u>Fund Available</u>
	-	-	\$300,000
Funding through 10/03/2023	<u>\$300,000</u>		<u>\$0</u>

<u>ARPA - Community Resilience Fund</u>	<u>Amount Awarded</u>	-	<u>Fund Available</u>
	-	-	\$100,000
Batch 01	\$10,000		\$90,000
Batch 03	\$5,000		\$85,000
Batch 04	\$5,000		\$80,000
Batch 06	\$2,750		\$77,250
Funding through 10/03/2023	<u>\$22,750</u>		<u>\$77,250</u>

Special Events

The data recorded in the Treasury department through to October 4, has spending for the following Special Events:

	<u>07/1/2023 - 10/23/2023</u>				
	<u>Revenue</u>	<u>Expenditure</u>	<u>Surplus / (Deficit)</u>	<u>Approved Budget</u>	<u>Within/(Over) Budget</u>
National Night Out (NNO)	\$250	\$4,246	(\$3,996)	\$0	(\$3,996)
Back to School/Comm. Grant	\$250	\$10,373	(\$10,123)	\$28,500	\$18,377
Glenarden Day Celebration	\$0	\$34,397	(\$34,397)	\$35,000	\$603
TRUNK OR TREAT	\$0	\$1,043	(\$1,043)	\$3,000	\$1,957
OTH EVENTS (CANCER EVENT/Fin. Litrcy)	\$0	\$250	(\$250)	\$10,800	\$10,550
Council Expungement	\$0	\$900	(\$900)	\$4,000	\$3,100
Police Cookout	\$0	\$103	(\$103)	\$0	(\$103)
Total Special Events	<u>\$500</u>	<u>\$51,311</u>	<u>(\$50,811)</u>	<u>\$111,900</u>	<u>\$61,089</u>
Admin	\$0	\$0	\$0	\$31,800	\$31,800
Council	\$250	\$45,919	(\$45,669)	\$94,900	\$49,231
Police	\$250	\$5,392	(\$5,142)	\$17,300	\$12,158
	<u>\$500</u>	<u>\$51,311</u>	<u>(\$50,811)</u>	<u>\$144,000</u>	<u>\$93,189</u>

Please note that the amount recorded as a deficit is after deducting donations and contributions for these specific events. The deficit is set off against what was budgeted to determine whether the event's spending was within budget. Also, note that amounts remaining within the budget can be spent on other Miscellaneous Events within the department.

Grants Management

The Grants Management efforts spearheaded by Mr. John O'Connor have taken the following actions since the inception of the Program.

Police Recruitment & Retention (PRAR) \$86,000.00 (Awarded) 6/30/2023.

Description

Provided by the Maryland Governor's Office of Crime Prevention, Youth, and Victim Services. The purpose of the Police Recruitment & Retention (PRAR) program is to provide funding to local law enforcement agencies to recruit and retain qualified sworn police officers. For more information, please visit <https://goccp.maryland.gov/grants/programs/prar/>

Categories funded.

Contractual Services
Equipment
Other - Bonuses
Travel

Police Accountability, Community, and Transparency Grant (PACT) Grant \$30,000.00 (Submitted Pending Award)

Description

Provided by the Maryland Governor's Office of Crime Prevention, Youth, and Victim Services. Police Accountability, Community, and Transparency Grant support law enforcement agencies across the State of Maryland with the development of effective accountability procedures to achieve their goals of lawfulness and legitimacy while enhancing community relations and transparency. Funds are intended to increase safety and training for law enforcement and promote safe communities and encourage community engagement between law enforcement and the communities they serve. For more information, please visit <https://goccp.maryland.gov/grants/programs/pact/>

Categories funded.

Contractual Services
Equipment
Operating Expenses
Other
Personnel
Travel

Edward J. Byrne Memorial Justice Assistance Grant (BJAG) \$75,000.00 (\$43,277.00 Awarded 10/23-09/24)

Description

Byrne Justice Assistance Grants support a broad range of state and local criminal justice initiatives critical to Maryland's ultimate goal of safe communities. Funds are intended to reduce existing gaps in service that impact violent crime, crime victims, enforcement, prosecution, adjudication, detention, and rehabilitation. For more information, please visit <https://goccp.maryland.gov/grants/programs/bjag/>

Categories funded.

Contractual Services
Equipment
Operating Expenses

Other
Personnel
Travel

DNR Community Parks & Playgrounds Program \$174,000.00 (Pending Review)

Community Parks & Playgrounds Program

Maryland's Community Parks & Playgrounds Program invests in the future of established communities by developing and revitalizing parks and playgrounds statewide. With the support of the Governor and the Maryland General Assembly, a total of \$87.4 million has been approved so far for 852 parks & playground projects for our communities across Maryland.

The Governor's Fiscal Year 2024 budget includes \$2.5 million to fund 20 new parks and playgrounds projects. The projects will be presented to the Board of Public Works for final approval. For more information, please visit <https://dnr.maryland.gov/land/Pages/ProgramOpenSpace/cpp.aspx>

Urban Renewal Tree Program \$550,000.00 (Accepted and Awarded – Pending Final Plan for Tree Placement)

The Urban Trees Grant Program, called for by the Maryland General Assembly as a component of a 5,000,000-tree goal by 2031, welcomes requests for tree planting projects in urban, underserved communities. The goal of the Urban Tree Grant Program is to green communities; enhance quality of life, human health, and community livability by improving air quality and reducing urban heat island effect; and mitigate some of the effects of climate change. For more information, please visit <https://cbtrust.org/grants/urban-trees/>

Community Garden Start Up Grant \$10,000.00 (Pending Approval)

This grant is a part of the urban tree renewal program through the department of the Environment Prince George's County. It provides for up to 10,000.00 in startup costs for sustainable community gardens. There is no match.

Department of Homeland Security Infrastructure Grant Through Prince George's County Homeland Security \$10,000,000.00 (Accepted First Level Approval Received – Pending Federal Review and Approval)

This funding is being sought to supplement the Glenarden Police Department Headquarters Building. FEMA's [Hazard Mitigation Assistance](#) (HMA) programs provide funding for eligible mitigation activities that protect life and property from future disaster damage to build a more resilient nation. The FEMA Hazard Mitigation Assistance (HMA) Division's vision is to be a driver for resilience through partnerships and mitigation investments with states, tribes, territories and local governments. The program's mission is to design, build and nurture high-performing teams that promote and deliver risk reduction programs. FEMA's Hazard Mitigation Grant Program provides funding to state, local, tribal and territorial governments so they can develop hazard mitigation plans and rebuild in a way that reduces, or mitigates, future disaster losses in their communities. This grant funding is available after a presidentially declared disaster.

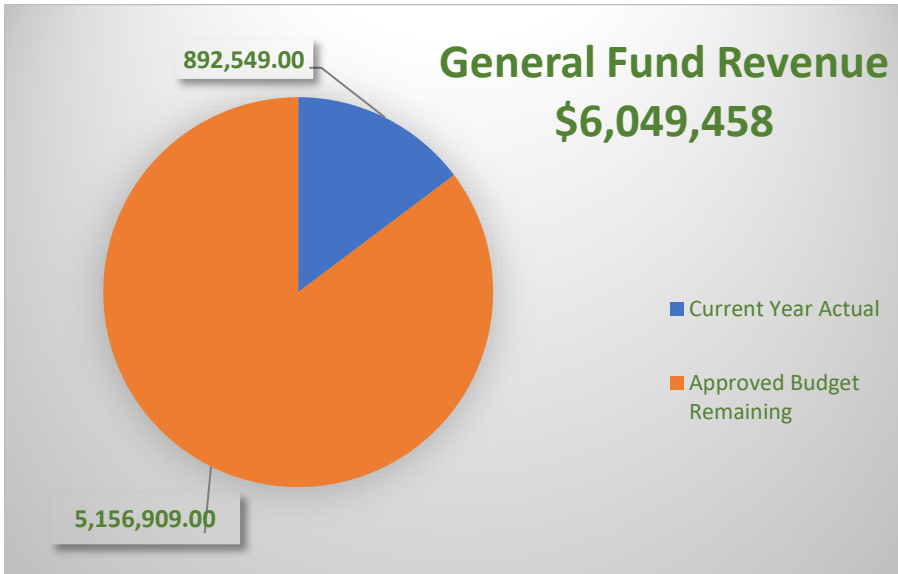
Local Impact Grant through Prince Georges County \$100,000.00 (Application Process pending submittal and approval)

Local Impact Grant

One of the Local Development Council's primary responsibilities is to provide public input on a multi-year plan for the expenditure of local impact grants. These funds are a portion of gaming revenue dedicated by law for use primarily in the communities in immediate proximity to National Harbor (see § 9-1A-31 in Relevant Law). For more information, please visit <https://www.princegeorgescountymd.gov/3728/Local-Impact-Grant>

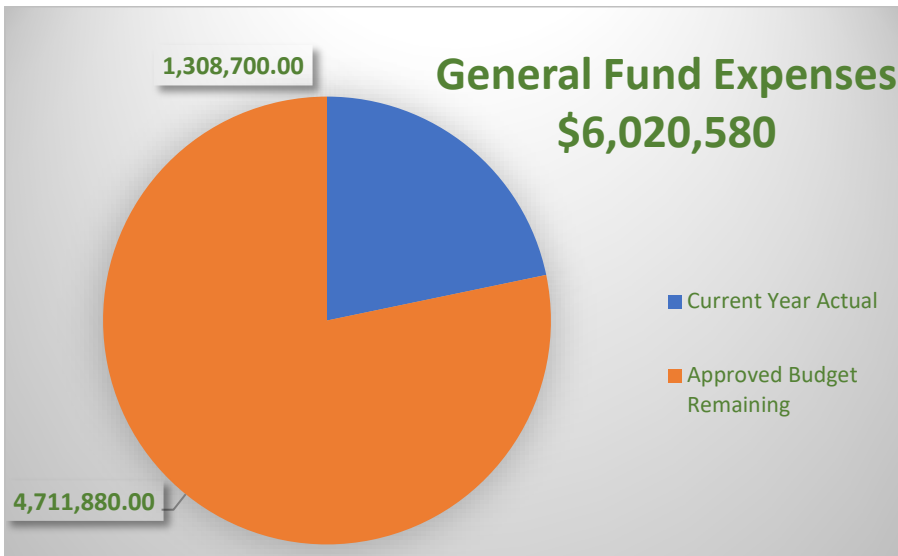
City of Glenarden Municipal Operations

Below are all the Funds operated by the city and the amount used, as compared to the budget for FY 2024.



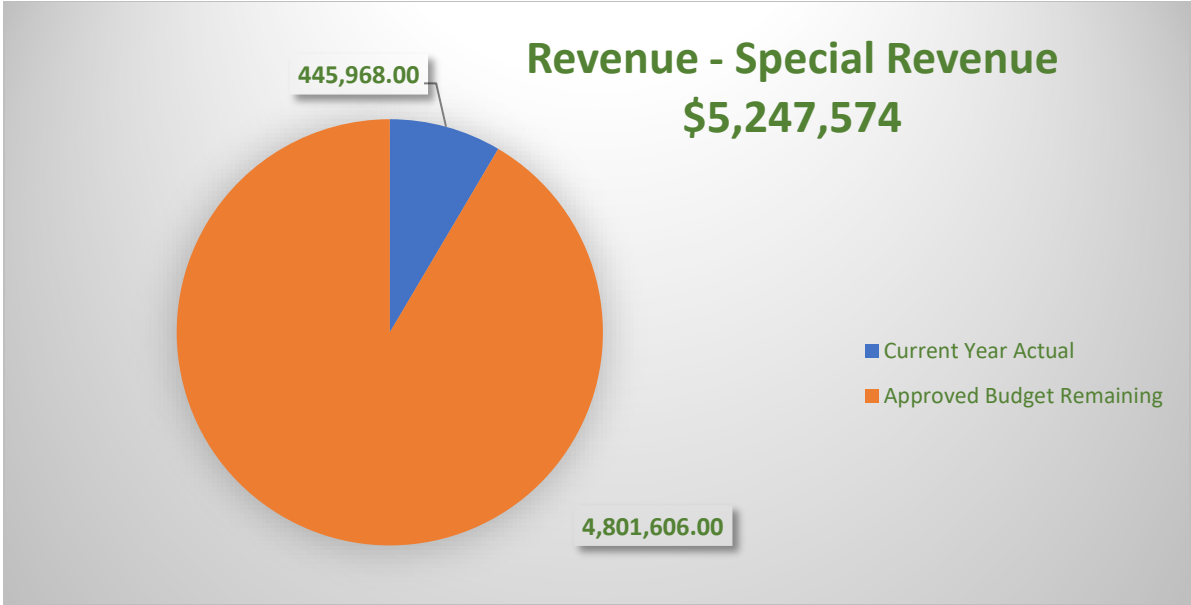
Current Actual 15 %

Remaining Budget 85%



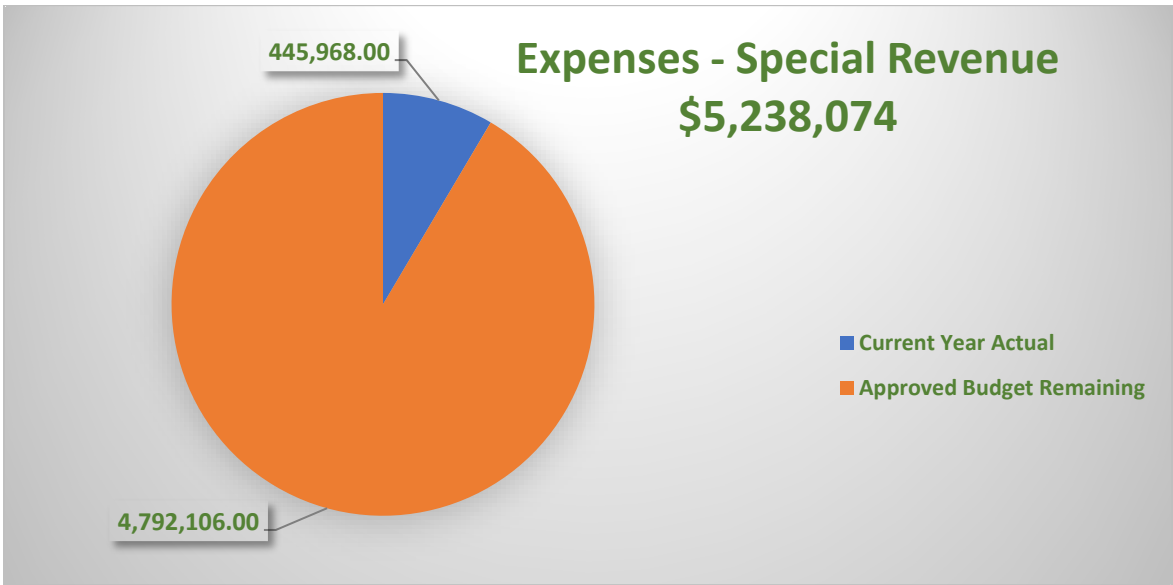
Current Actual 15%

Remaining Budget 85%



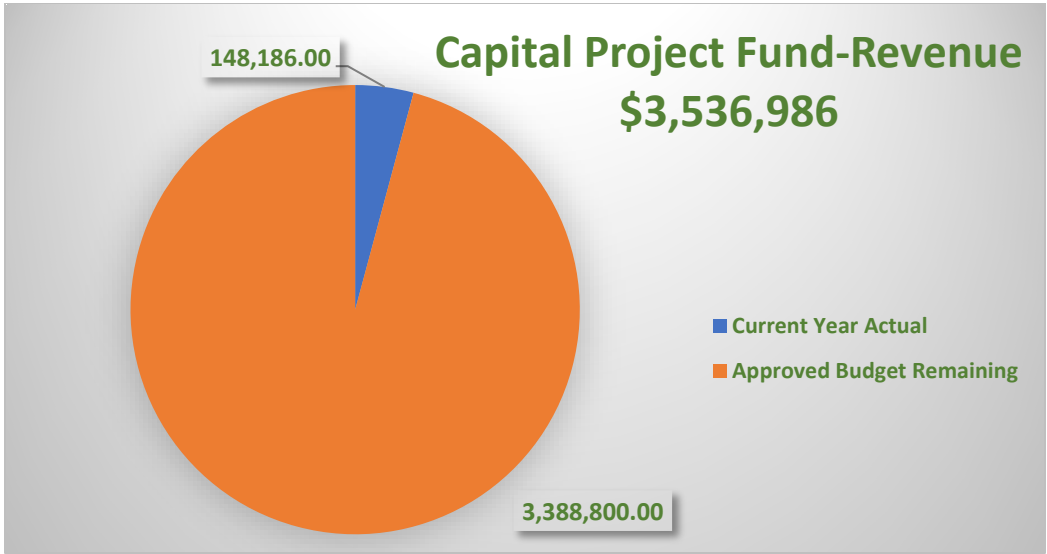
Current Actual 8.5%

Remaining Budget 91.5%



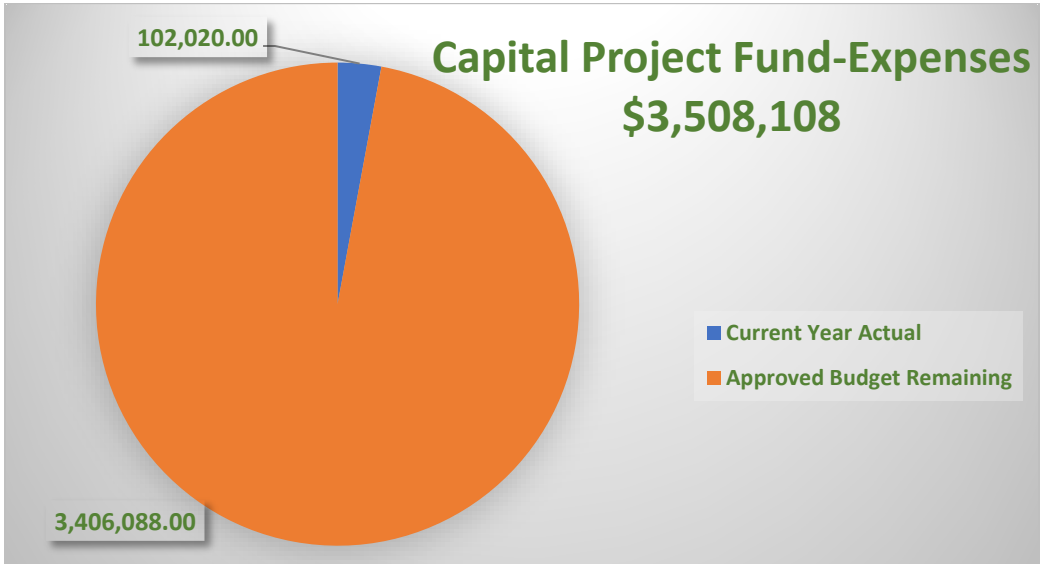
Current Actual 8.50%

Remaining Budget 91.50%



Current Actual 1.3%

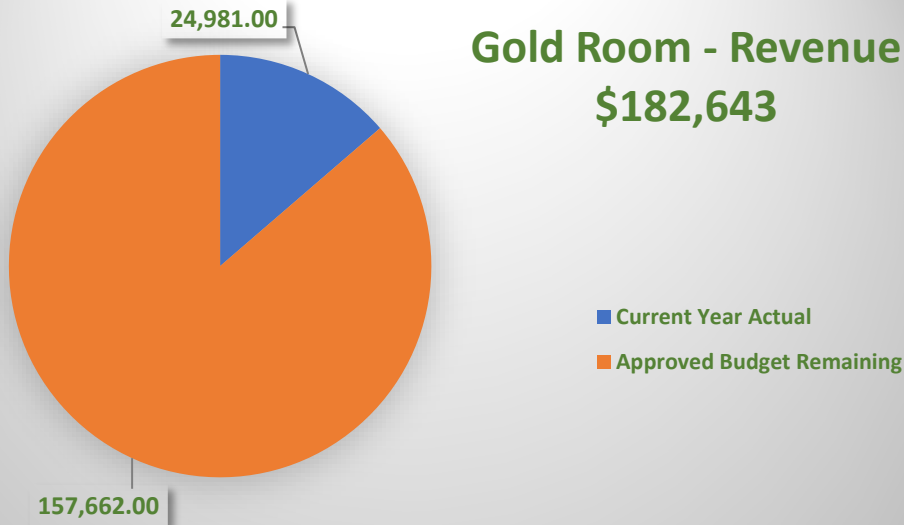
Remaining Budget 98.7%



Current Actual 0.32%

Remaining Budget 99.68%

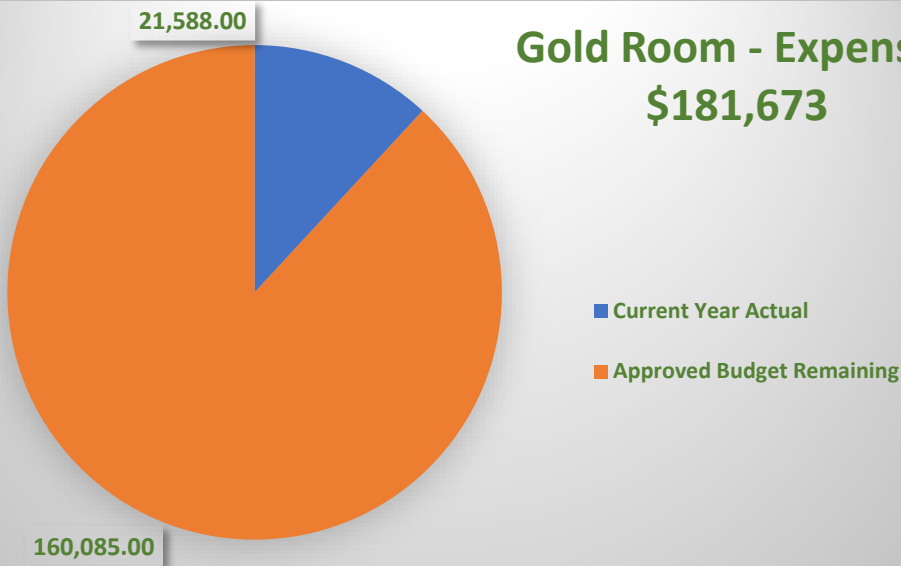
Gold Room - Revenue \$182,643



Current Actual 13.22%

Remaining Budget 86.78%

Gold Room - Expenses \$181,673



Current Actual 6.96%

Remaining Budget 93.04%

City of Glenarden



Summary Financial Report by Fund

For the Month Ended:
September 30, 2023

City of Glenarden
Statement of Revenues and Expenditures - Unposted Transactions Included In Report
From 9/1/2023 Through 9/30/2023

10 - General Fund
(In Whole Numbers)

		Total Approved	Current Period	Current Year	Approved	% Total
		Budget	Actual	Actual	Budget	Budget
					Remaining	Remaining
Revenue						
Local Taxes						
Tax Revenue - Real Property Tax-Current	4020	2,883,689.00	129,463.00	247,248.00	(2,636,441.00)	(91)%
Tax Revenue - Personal Property Tax-Current	4030	326,705.00	42,766.00	229,727.00	(96,978.00)	(30)%
Tax Revenue - Personal Propety Tax - Prior Year	4031	40,000.00	0.00	0.00	(40,000.00)	(100)%
Admissions & Amusement	4120	15,000.00	0.00	175.00	(14,825.00)	(99)%
Tax Revenue - State Income Tax-Individual	4130	875,000.00	41,414.00	161,355.00	(713,645.00)	(82)%
Hotel/Motel Tax	4150	45,000.00	50,948.00	50,948.00	5,948.00	13 %
Penalties & Interest on Delinquent Payments	4160	8,000.00	0.00	0.00	(8,000.00)	(100)%
Total Local Taxes		4,193,394.00	264,591.00	689,453.00	(3,503,941.00)	(84)%
Licenses & Permits						
Permit Fees - Building	4210	8,600.00	2,321.00	3,637.00	(4,963.00)	(58)%
Permit Fees - Retail/Commercial	4215	7,500.00	25.00	50.00	(7,450.00)	(99)%
Abatement Income	4220	1,200.00	0.00	0.00	(1,200.00)	(100)%
Vacant Lot	4225	42,000.00	0.00	0.00	(42,000.00)	(100)%
License - General Business	4230	36,000.00	2,195.00	9,085.00	(26,915.00)	(75)%
Rental Property License	4235	18,500.00	0.00	0.00	(18,500.00)	(100)%
Fingerprinting	5140	7,200.00	1,722.00	3,878.00	(3,322.00)	(46)%
Fingerprinting-LifeScan	5141	30,000.00	1,817.00	4,654.00	(25,346.00)	(84)%
Towing	5170	2,400.00	572.00	1,322.00	(1,078.00)	(45)%
Citation	5180	5,700.00	550.00	780.00	(4,920.00)	(86)%
Citation - Speed Cam	5182	63,000.00	5,440.00	16,755.00	(46,245.00)	(73)%
Total Licenses & Permits		222,100.00	14,643.00	40,161.00	(181,939.00)	(82)%
Intergovernmental						
PILOT - Local Gov't	4360	17,500.00	0.00	0.00	(17,500.00)	(100)%
GRANT - State Police	4365	114,935.00	0.00	0.00	(114,935.00)	(100)%
Total Intergovernmental		132,435.00	0.00	0.00	(132,435.00)	(100)%
Service Charges						
Street Lights Assessment	5381	65,000.00	2,914.00	5,413.00	(59,587.00)	(92)%
Special Assessment	5382	541,214.00	24,301.00	45,137.00	(496,077.00)	(92)%
Total Service Charges		606,214.00	27,215.00	50,550.00	(555,664.00)	(92)%
Interfund Transfers						
Operating transfer in	5920	566,498.00	0.00	5,412.00	(561,086.00)	(99)%
Total Interfund Transfers		566,498.00	0.00	5,412.00	(561,086.00)	(99)%
Other Financial Sources						
Franchise Fee-Cable TV	4040	95,000.00	0.00	31,228.00	(63,772.00)	(67)%
Special Events	4355	0.00	50.00	550.00	550.00	0 %
Dial a Bus/Bus Shelter	5070	1,320.00	0.00	89.00	(1,231.00)	(93)%
County Disposal Rebate	5391	16,372.00	0.00	4,093.00	(12,279.00)	(75)%
Miscellaneous Revenue	5411	0.00	40.00	334.00	334.00	0 %
Insurance Recovery	5420	0.00	0.00	594.00	594.00	0 %
Interest Income	5611	216,125.00	35,560.00	70,084.00	(146,041.00)	(68)%
Total Other Financial Sources		328,817.00	35,650.00	106,972.00	(221,845.00)	(67)%
Total Revenue		6,049,458.00	342,099.00	892,549.00	(5,156,909.00)	(85)%

City of Glenarden
Statement of Revenues and Expenditures - Unposted Transactions Included In Report
From 9/1/2023 Through 9/30/2023

10 - General Fund
(In Whole Numbers)

		Total Approved	Current Period	Current Year	Approved	% Total
		Budget	Actual	Actual	Budget	Budget
		Budget	Actual	Actual	Remaining	Remaining
Expenses						
Salaries & Benefits						
City Officials Salaries	6100	58,800.00	4,523.00	13,569.00	45,231.00	77 %
Regular Employees	6110	2,739,857.00	192,441.00	576,432.00	2,163,425.00	79 %
Overtime	6190	34,000.00	3,465.00	11,573.00	22,427.00	66 %
Employer Social Security	6200	218,903.00	14,778.00	44,425.00	174,478.00	80 %
Insurance - Group Medical	6210	310,000.00	27,947.00	83,656.00	226,344.00	73 %
Retirement-MOA	6230	208,760.00	4,203.00	12,626.00	196,134.00	94 %
Unemployment Insurance-State	6240	17,500.00	353.00	1,599.00	15,901.00	91 %
Workers' Compensation - IWIF	6250	105,426.00	0.00	19,994.00	85,432.00	81 %
Grants Manager	7133	45,000.00	7,500.00	7,500.00	37,500.00	83 %
Youth Services	8182	2,000.00	15.00	286.00	1,714.00	86 %
Total Salaries & Benefits		3,740,246.00	255,223.00	771,661.00	2,968,585.00	79 %
Professional Services						
Temporary employees	6120	9,600.00	0.00	1,677.00	7,923.00	83 %
Maintenance-Website	7124	5,800.00	13.00	39.00	5,761.00	99 %
Professional Services	7130	96,000.00	10,476.00	30,793.00	65,207.00	68 %
Professional Service - Lobbyist	7131	26,500.00	0.00	8,169.00	18,331.00	69 %
Professional Services - Engineering	7132	32,000.00	1,300.00	1,300.00	30,700.00	96 %
Legal Services	8211	60,000.00	2,217.00	9,489.00	50,512.00	84 %
Total Professional Services		229,900.00	14,006.00	51,466.00	178,434.00	78 %
Communications						
Telephone & Communications	7630	69,913.00	4,801.00	13,199.00	56,714.00	81 %
Total Communications		69,913.00	4,801.00	13,199.00	56,714.00	81 %
Supplies						
Uniforms - Rental & Maint	8450	35,500.00	(750.00)	4,819.00	30,681.00	86 %
Ammunition	8520	6,300.00	0.00	0.00	6,300.00	100 %
Supplies - Building & Cleaning	8560	9,000.00	46.00	1,380.00	7,620.00	85 %
Supplies	8630	31,113.00	1,654.00	5,269.00	25,844.00	83 %
Personal Protection Equipment	8631	4,000.00	0.00	0.00	4,000.00	100 %
Operating Supplies	8640	5,860.00	6.00	169.00	5,691.00	97 %
Supplies - Cleaning	8646	600.00	0.00	741.00	(141.00)	(23)%
New officer Setup	8790	28,000.00	0.00	2,745.00	25,255.00	90 %
Total Supplies		120,373.00	957.00	15,124.00	105,249.00	87 %
Conference & Training						
Conference & Training	7650	114,500.00	3,974.00	10,677.00	103,823.00	91 %
Conference & Training - Council Clerk	7651	5,000.00	1,472.00	1,472.00	3,528.00	71 %
Total Conference & Training		119,500.00	5,446.00	12,148.00	107,352.00	90 %
General Expenses						
Maintenance - Community Garden	7308	5,000.00	0.00	0.00	5,000.00	100 %
Maintenance - Street/Park	7310	22,445.00	4,120.00	9,196.00	13,249.00	59 %
Repairs & Maintenance-Streets	7311	20,000.00	336.00	4,642.00	15,358.00	77 %
Advertising	7510	5,050.00	0.00	129.00	4,921.00	97 %
Codification	7660	4,195.00	0.00	0.00	4,195.00	100 %
Physical Exams	7790	6,500.00	339.00	1,125.00	5,375.00	83 %
Live Scan expense	7791	16,000.00	0.00	2,417.00	13,583.00	85 %
Awards & Certificates	7830	19,000.00	0.00	0.00	19,000.00	100 %
Misc Expense	7840	11,800.00	0.00	468.00	11,332.00	96 %
Storage & Archiving Fees	7845	8,544.00	1,102.00	3,399.00	5,145.00	60 %
News Letter	8110	6,500.00	5,021.00	5,021.00	1,479.00	23 %
Postage & Postal Fees	8190	10,000.00	0.00	3,087.00	6,913.00	69 %
Security Service	8230	3,500.00	0.00	0.00	3,500.00	100 %
Special Event	8647	144,000.00	21,410.00	53,965.00	90,035.00	63 %
Explorer's Program	8649	4,000.00	0.00	465.00	3,535.00	88 %
Total General Expenses		286,534.00	32,326.00	83,914.00	202,620.00	71 %

City of Glenarden
Statement of Revenues and Expenditures - Unposted Transactions Included In Report
From 9/1/2023 Through 9/30/2023

10 - General Fund
(In Whole Numbers)

		Total Approved	Current Period	Current Year	Approved	% Total
		Budget	Actual	Actual	Budget	Budget
					Remaining	Remaining
Membership Dues						
Membership-Dues/Fees	7960	12,360.00	100.00	6,408.00	5,952.00	48 %
Subscriptions	8380	1,600.00	0.00	0.00	1,600.00	100 %
Total Membership Dues		13,960.00	100.00	6,408.00	7,552.00	54 %
Repairs						
Repairs & Maintenance-Vehicle	7300	61,320.00	481.00	1,875.00	59,445.00	97 %
Repair and Maintenance-Call-A-Bus	7301	6,250.00	62.00	353.00	5,897.00	94 %
Maintenance & Repairs-Bldg.	7530	30,000.00	6,238.00	10,011.00	19,989.00	67 %
Maintenance & Repairs - Interior	7535	17,385.00	0.00	0.00	17,385.00	100 %
Total Repairs		114,955.00	6,782.00	12,239.00	102,716.00	89 %
Maintenance & Agreements						
Maintenance - Copier	7120	6,777.00	920.00	5,009.00	1,768.00	26 %
Maintenance - Computer System	7121	42,300.00	0.00	9,893.00	32,407.00	77 %
Maintenance - Telephone	7122	2,000.00	0.00	0.00	2,000.00	100 %
Maintenance - Equipment	7123	38,000.00	7.00	5,990.00	32,010.00	84 %
Maintenance - Shore Scan Service	7125	2,489.00	87.00	435.00	2,054.00	83 %
Total Maintenance & Agreements		91,566.00	1,014.00	21,327.00	70,239.00	77 %
Equipment						
Support Equipment	8360	100,568.00	2,048.00	21,532.00	79,036.00	79 %
Support Equipment - Cable Studio Equipment	8368	25,000.00	0.00	0.00	25,000.00	100 %
Equipment Lease Expense	8691	4,000.00	565.00	2,258.00	1,742.00	44 %
Total Equipment		129,568.00	2,613.00	23,790.00	105,778.00	82 %
Insurance						
Insurance - Bond	7880	1,338.00	0.00	1,338.00	0.00	0 %
Insurance - Police	7881	32,946.00	720.00	33,666.00	(720.00)	(2)%
Insurance - Public Official	7882	1,374.00	0.00	1,374.00	0.00	0 %
Insurance - Vehicles	7883	26,648.00	0.00	27,593.00	(945.00)	(4)%
Insurance - Property	7884	10,109.00	0.00	10,109.00	0.00	0 %
Total Insurance		72,415.00	720.00	74,080.00	(1,665.00)	(2)%
Contract Expense						
Snow & Landscaping Contracts	7240	40,000.00	0.00	0.00	40,000.00	100 %
Election Board	7710	43,000.00	0.00	0.00	43,000.00	100 %
Discretionary Fund	7711	2,400.00	0.00	0.00	2,400.00	100 %
Police Trial Board Expenditure	7950	25,000.00	0.00	0.00	25,000.00	100 %
Pension Plan Fees	8200	5,280.00	729.00	729.00	4,551.00	86 %
Service Fees	8210	0.00	125.00	125.00	(125.00)	0 %
Total Contract Expense		115,680.00	854.00	854.00	114,826.00	99 %
Trash Removal						
City Trash Removal	7230	701,000.00	58,361.00	175,084.00	525,916.00	75 %
Pavers for Veterans Memorial Park	7246	8,000.00	0.00	0.00	8,000.00	100 %
Yard Waste Removal	7290	3,000.00	0.00	94.00	2,906.00	97 %
Total Trash Removal		712,000.00	58,361.00	175,178.00	536,822.00	75 %
Bank Charges						
Fees - Bank	7560	8,400.00	197.00	915.00	7,485.00	89 %
Total Bank Charges		8,400.00	197.00	915.00	7,485.00	89 %
Energy Expense						
Energy - Electricity	8610	108,500.00	5,638.00	21,048.00	87,452.00	81 %
Energy - Natural Gas	8611	1,830.00	24.00	72.00	1,758.00	96 %
Energy - Gasoline	8612	76,000.00	12,855.00	20,990.00	55,010.00	72 %
Energy - Water/Sewage	8613	1,820.00	0.00	693.00	1,127.00	62 %
Total Energy Expense		188,150.00	18,517.00	42,802.00	145,348.00	77 %
Other Financial Sources						
Payroll Charges	7520	7,020.00	1,223.00	3,594.00	3,426.00	49 %
T&E (Travel & Exp. Reimbursements)	7655	400.00	0.00	0.00	400.00	100 %
Total Other Financial Sources		7,420.00	1,223.00	3,594.00	3,826.00	52 %
Total Expenses		<u>6,020,580.00</u>	<u>403,141.00</u>	<u>1,308,700.00</u>	<u>4,711,880.00</u>	78 %
NET SURPLUS / (DEFICIT)		28,878.00	(61,042.00)	(416,151.00)	(445,029.00)	(1,541)%

City of Glenarden
Statement of Revenues and Expenditures - Unposted Transactions Included In Report
From 9/1/2023 Through 9/30/2023

*20 - Special Revenue
(In Whole Numbers)*

		Total Approved	Current Period	Current Year	Approved	% Total
		Budget	Actual	Actual	Budget	Budget
					Remaining	Remaining
Revenue						
Licenses & Permits						
Citation - Speed Cam	5182	<u>63,000.00</u>	<u>5,440.00</u>	<u>16,755.00</u>	<u>(46,245.00)</u>	(73)%
Total Licenses & Permits		<u>63,000.00</u>	<u>5,440.00</u>	<u>16,755.00</u>	<u>(46,245.00)</u>	(73)%
Intergovernmental						
PEG Grant Fees	4041	<u>40,000.00</u>	<u>0.00</u>	<u>5,412.00</u>	<u>(34,588.00)</u>	(86)%
ARPA Grant - Funding	4320	<u>1,371,498.00</u>	<u>227,375.00</u>	<u>332,375.00</u>	<u>(1,039,123.00)</u>	(76)%
Fitness/Playground Grant	4336	<u>390,000.00</u>	<u>0.00</u>	<u>0.00</u>	<u>(390,000.00)</u>	(100)%
ARPA -Storm Water/Speed Bump	4337	<u>300,000.00</u>	<u>0.00</u>	<u>0.00</u>	<u>(300,000.00)</u>	(100)%
ARPA Grant - Gold Room	4338	<u>26,289.00</u>	<u>0.00</u>	<u>0.00</u>	<u>(26,289.00)</u>	(100)%
ARPA - Capital Funding	4339	<u>1,526,787.00</u>	<u>91,426.00</u>	<u>91,426.00</u>	<u>(1,435,361.00)</u>	(94)%
Total Intergovernmental		<u>3,654,574.00</u>	<u>318,801.00</u>	<u>429,213.00</u>	<u>(3,225,361.00)</u>	(88)%
Interfund Transfers						
Operating transfer in	5920	<u>1,525,000.00</u>	<u>0.00</u>	<u>0.00</u>	<u>(1,525,000.00)</u>	(100)%
Total Interfund Transfers		<u>1,525,000.00</u>	<u>0.00</u>	<u>0.00</u>	<u>(1,525,000.00)</u>	(100)%
Farmers Market						
Rental Fees	5331	<u>5,000.00</u>	<u>0.00</u>	<u>0.00</u>	<u>(5,000.00)</u>	(100)%
Total Farmers Market		<u>5,000.00</u>	<u>0.00</u>	<u>0.00</u>	<u>(5,000.00)</u>	(100)%
Total Revenue		<u>5,247,574.00</u>	<u>324,241.00</u>	<u>445,968.00</u>	<u>(4,801,606.00)</u>	(92)%
Expenses						
Salaries & Benefits						
Temporary Employment	6310	<u>3,000.00</u>	<u>0.00</u>	<u>0.00</u>	<u>3,000.00</u>	100 %
Uniforms (purchase)	8451	<u>4,000.00</u>	<u>345.00</u>	<u>1,064.00</u>	<u>2,936.00</u>	73 %
Total Salaries & Benefits		<u>7,000.00</u>	<u>345.00</u>	<u>1,064.00</u>	<u>5,936.00</u>	85 %
Professional Services						
Professional Services	7130	<u>65,000.00</u>	<u>13,200.00</u>	<u>29,625.00</u>	<u>35,375.00</u>	54 %
Legal Services	8211	<u>1,200.00</u>	<u>0.00</u>	<u>0.00</u>	<u>1,200.00</u>	100 %
Total Professional Services		<u>66,200.00</u>	<u>13,200.00</u>	<u>29,625.00</u>	<u>36,575.00</u>	55 %
Communications						
INET - Communications	7129	<u>14,500.00</u>	<u>0.00</u>	<u>1,962.00</u>	<u>12,538.00</u>	86 %
Total Communications		<u>14,500.00</u>	<u>0.00</u>	<u>1,962.00</u>	<u>12,538.00</u>	86 %
Supplies						
Ammunition	8520	<u>3,500.00</u>	<u>302.00</u>	<u>932.00</u>	<u>2,568.00</u>	73 %
Operating Supplies	8640	<u>1,250.00</u>	<u>0.00</u>	<u>0.00</u>	<u>1,250.00</u>	100 %
Gold Room - Set Up Expense	8645	<u>4,500.00</u>	<u>0.00</u>	<u>0.00</u>	<u>4,500.00</u>	100 %
Supplies - Cleaning	8646	<u>2,500.00</u>	<u>0.00</u>	<u>0.00</u>	<u>2,500.00</u>	100 %
Total Supplies		<u>11,750.00</u>	<u>302.00</u>	<u>932.00</u>	<u>10,818.00</u>	92 %
General Expenses						
Advertising	7510	<u>800.00</u>	<u>0.00</u>	<u>0.00</u>	<u>800.00</u>	100 %
Security Service	8230	<u>500.00</u>	<u>0.00</u>	<u>68.00</u>	<u>432.00</u>	86 %
Total General Expenses		<u>1,300.00</u>	<u>0.00</u>	<u>68.00</u>	<u>1,232.00</u>	95 %
Maintenance & Agreements						
Maintenance - Equipment	7123	<u>30,000.00</u>	<u>2,590.00</u>	<u>7,977.00</u>	<u>22,023.00</u>	73 %
Total Maintenance & Agreements		<u>30,000.00</u>	<u>2,590.00</u>	<u>7,977.00</u>	<u>22,023.00</u>	73 %
Equipment						
Support Equipment	8360	<u>79,000.00</u>	<u>2,202.00</u>	<u>10,165.00</u>	<u>68,835.00</u>	87 %
Support Equipment - Pickup Truck	8364	<u>70,000.00</u>	<u>0.00</u>	<u>0.00</u>	<u>70,000.00</u>	100 %
Support Equipment - Police Cars	8367	<u>177,758.00</u>	<u>91,426.00</u>	<u>91,426.00</u>	<u>86,332.00</u>	49 %
Support Equipment - Code Enforcement Cars	8370	<u>40,000.00</u>	<u>0.00</u>	<u>0.00</u>	<u>40,000.00</u>	100 %
Support Equipment - Leaf Vacuum	8371	<u>60,000.00</u>	<u>0.00</u>	<u>0.00</u>	<u>60,000.00</u>	100 %
Support Equipment - Bus	8372	<u>38,000.00</u>	<u>0.00</u>	<u>0.00</u>	<u>38,000.00</u>	100 %
Total Equipment		<u>464,758.00</u>	<u>93,628.00</u>	<u>101,591.00</u>	<u>363,167.00</u>	78 %
Energy Expense						
Energy - Water/Sewage	8613	<u>2,500.00</u>	<u>0.00</u>	<u>0.00</u>	<u>2,500.00</u>	100 %
Total Energy Expense		<u>2,500.00</u>	<u>0.00</u>	<u>0.00</u>	<u>2,500.00</u>	100 %

City of Glenarden
Statement of Revenues and Expenditures - Unposted Transactions Included In Report
From 9/1/2023 Through 9/30/2023

*20 - Special Revenue
(In Whole Numbers)*

		Total Approved	Current Period	Current Year	Approved	% Total
		Budget	Actual	Actual	Budget	Budget
		<u>Budget</u>	<u>Actual</u>	<u>Actual</u>	<u>Remaining</u>	<u>Remaining</u>
Other Financial Sources						
Capital Outlay Overage ADA Project	7611	100,000.00	0.00	0.00	100,000.00	100 %
Capital Outlay Camera System	7612	30,000.00	0.00	0.00	30,000.00	100 %
Capital Outlay Street Pavng	7614	493,679.00	0.00	0.00	493,679.00	100 %
Capital Outlay - Insulation/Council Chamb	7628	300,000.00	0.00	0.00	300,000.00	100 %
7th Street Playground	7633	390,000.00	0.00	0.00	390,000.00	100 %
Exterminator Service	7780	1,250.00	0.00	0.00	1,250.00	100 %
ARPA Grant-Glenarden Housing Authority	8254	60,000.00	0.00	0.00	60,000.00	100 %
ARPA Grant-Glenarden HOA	8255	360,000.00	0.00	0.00	360,000.00	100 %
ARPA - COG Fund	8256	486,498.00	0.00	0.00	486,498.00	100 %
ARPA Grant- Resident/Non-Profit	8257	400,000.00	79,000.00	302,750.00	97,250.00	24 %
ARPA Grant - Gold Room	8258	26,289.00	0.00	0.00	26,289.00	100 %
ARPA Grant- Rebate-Storm Water Run-off	8259	200,000.00	0.00	0.00	200,000.00	100 %
Rebate - Taxes	8696	1,500,000.00	0.00	0.00	1,500,000.00	100 %
Infrastructure-Road	9530	292,350.00	0.00	0.00	292,350.00	100 %
Total Other Financial Sources		<u>4,640,066.00</u>	<u>79,000.00</u>	<u>302,750.00</u>	<u>4,337,316.00</u>	93 %
Total Expenses		<u>5,238,074.00</u>	<u>189,066.00</u>	<u>445,968.00</u>	<u>4,792,106.00</u>	91 %
NET SURPLUS / (DEFICIT)		9,500.00	135,175.00	0.00	(9,500.00)	(100)%

City of Glenarden
Statement of Revenues and Expenditures - Unposted Transactions Included In Report
From 9/1/2023 Through 9/30/2023

30 - Capital Project Fund
(In Whole Numbers)

		Total Approved	Current Period	Current Year	Approved	% Total
		Budget	Actual	Actual	Budget	Budget
		Budget	Actual	Actual	Remaining	Remaining
Revenue						
Intergovernmental						
Fitness/Playground Grant	4336	390,000.00	0.00	0.00	(390,000.00)	(100)%
ARPA - Capital Funding	4339	1,526,787.00	91,426.00	91,426.00	(1,435,361.00)	(94)%
Total Intergovernmental		1,916,787.00	91,426.00	91,426.00	(1,825,361.00)	(95)%
Interfund Transfers						
Operating transfer in	5920	1,413,878.00	10,594.00	10,594.00	(1,403,284.00)	(99)%
Total Interfund Transfers		1,413,878.00	10,594.00	10,594.00	(1,403,284.00)	(99)%
State Shared Taxes						
Tax Revenue - State Highway User Tax	4140	206,321.00	0.00	46,166.00	(160,155.00)	(78)%
Total State Shared Taxes		206,321.00	0.00	46,166.00	(160,155.00)	(78)%
Total Revenue		3,536,986.00	102,020.00	148,186.00	(3,388,800.00)	(96)%
Expenses						
Supplies						
Supplies	8630	10,000.00	0.00	0.00	10,000.00	100 %
Total Supplies		10,000.00	0.00	0.00	10,000.00	100 %
Repairs						
Maintenance & Repairs-Bldg.	7530	10,000.00	0.00	4,794.00	5,206.00	52 %
Total Repairs		10,000.00	0.00	4,794.00	5,206.00	52 %
Equipment						
Support Equipment	8360	25,000.00	0.00	0.00	25,000.00	100 %
Support Equipment - Pickup Truck	8364	70,000.00	0.00	0.00	70,000.00	100 %
Support Equipment - HVAC	8366	15,000.00	5,800.00	5,800.00	9,200.00	61 %
Support Equipment - Police Cars	8367	177,758.00	85,060.00	85,060.00	92,698.00	52 %
Support Equipment - Code Enforcement Cars	8370	40,000.00	0.00	0.00	40,000.00	100 %
Support Equipment - Leaf Vacuum	8371	60,000.00	0.00	0.00	60,000.00	100 %
Support Equipment - Bus	8372	38,000.00	0.00	0.00	38,000.00	100 %
Total Equipment		425,758.00	90,860.00	90,860.00	334,898.00	79 %
Other Financial Sources						
Capital Outlay Overage ADA Project	7611	40,000.00	0.00	0.00	40,000.00	100 %
Capital Outlay Camera System	7612	30,000.00	0.00	0.00	30,000.00	100 %
Capital Outlay Street Pavng	7614	700,000.00	0.00	6,366.00	693,634.00	99 %
Capital Outlay - Insulation/Council Chamb	7628	300,000.00	0.00	0.00	300,000.00	100 %
Capital Outlay - Elevator	7632	250,000.00	0.00	0.00	250,000.00	100 %
Capital Outlay - Software Systems	7634	60,000.00	0.00	0.00	60,000.00	100 %
Capital Outlay - Police Facility/Building	7635	1,000,000.00	0.00	0.00	1,000,000.00	100 %
Infrastructure-Road	9530	292,350.00	0.00	0.00	292,350.00	100 %
Infrastructure - 7th Street Park	9532	390,000.00	0.00	0.00	390,000.00	100 %
Total Other Financial Sources		3,062,350.00	0.00	6,366.00	3,055,984.00	100 %
Total Expenses		3,508,108.00	90,860.00	102,020.00	3,406,088.00	97 %
NET SURPLUS / (DEFICIT)		28,878.00	11,160.00	46,166.00	17,288.00	60 %

City of Glenarden
Statement of Revenues and Expenditures - Unposted Transactions Included In Report
From 9/1/2023 Through 9/30/2023

*30 - Capital Project Fund
(In Whole Numbers)*

		<u>Total Approved Budget</u>	<u>Current Period Actual</u>	<u>Current Year Actual</u>	<u>Approved Budget Remaining</u>	<u>% Total Budget Remaining</u>
BEGINNING NET ASSETS						
Fund Balance - Capital Project	3720	<u>0.00</u>	<u>(10,594.00)</u>	<u>(10,594.00)</u>	<u>(10,594.00)</u>	0 %
Total BEGINNING NET ASSETS		<u>0.00</u>	<u>(10,594.00)</u>	<u>(10,594.00)</u>	<u>(10,594.00)</u>	0 %

City of Glenarden
Statement of Revenues and Expenditures - Unposted Transactions Included In Report
From 9/1/2023 Through 9/30/2023

55 - Enterprise Fund
(In Whole Numbers)

		Total Approved	Current Period	Current Year	Approved	% Total
		Budget	Actual	Actual	Budget	Budget
		Budget	Actual	Actual	Remaining	Remaining
Revenue						
Intergovernmental						
ARPA Grant - Gold Room	4338	<u>26,289.00</u>	<u>0.00</u>	<u>0.00</u>	<u>(26,289.00)</u>	(100)%
Total Intergovernmental		<u>26,289.00</u>	<u>0.00</u>	<u>0.00</u>	<u>(26,289.00)</u>	(100)%
Gold Room						
Equipment Rental Fees	4395	<u>10,000.00</u>	<u>0.00</u>	<u>0.00</u>	<u>(10,000.00)</u>	(100)%
Rental Fees	5331	<u>142,330.00</u>	<u>842.00</u>	<u>24,977.00</u>	<u>(117,354.00)</u>	(82)%
Total Gold Room		<u>152,330.00</u>	<u>842.00</u>	<u>24,977.00</u>	<u>(127,354.00)</u>	(84)%
Other Financial Sources						
Special Events	4355	<u>4,000.00</u>	<u>0.00</u>	<u>0.00</u>	<u>(4,000.00)</u>	(100)%
Interest Income	5611	<u>24.00</u>	<u>2.00</u>	<u>5.00</u>	<u>(19.00)</u>	(80)%
Total Other Financial Sources		<u>4,024.00</u>	<u>2.00</u>	<u>5.00</u>	<u>(4,019.00)</u>	(100)%
Total Revenue		<u>182,643.00</u>	<u>844.00</u>	<u>24,981.00</u>	<u>(157,662.00)</u>	(86)%
Expenses						
Salaries & Benefits						
Regular Employees	6110	<u>130,892.00</u>	<u>4,023.00</u>	<u>8,929.00</u>	<u>121,963.00</u>	93 %
Employer Social Security	6200	<u>10,013.00</u>	<u>283.00</u>	<u>642.00</u>	<u>9,371.00</u>	94 %
Retirement-MOA	6230	<u>3,272.00</u>	<u>0.00</u>	<u>0.00</u>	<u>3,272.00</u>	100 %
Total Salaries & Benefits		<u>144,177.00</u>	<u>4,306.00</u>	<u>9,571.00</u>	<u>134,606.00</u>	93 %
Professional Services						
Temporary employees	6120	<u>0.00</u>	<u>3,640.00</u>	<u>7,314.00</u>	<u>(7,314.00)</u>	0 %
Total Professional Services		<u>0.00</u>	<u>3,640.00</u>	<u>7,314.00</u>	<u>(7,314.00)</u>	0 %
Communications						
Telephone & Communications	7630	<u>1,140.00</u>	<u>0.00</u>	<u>98.00</u>	<u>1,042.00</u>	91 %
Total Communications		<u>1,140.00</u>	<u>0.00</u>	<u>98.00</u>	<u>1,042.00</u>	91 %
Supplies						
Uniforms - Rental & Maint	8450	<u>600.00</u>	<u>0.00</u>	<u>0.00</u>	<u>600.00</u>	100 %
Supplies	8630	<u>1,200.00</u>	<u>0.00</u>	<u>539.00</u>	<u>661.00</u>	55 %
Gold Room - Set Up Expense	8645	<u>6,000.00</u>	<u>0.00</u>	<u>0.00</u>	<u>6,000.00</u>	100 %
Supplies - Cleaning	8646	<u>3,500.00</u>	<u>0.00</u>	<u>1,070.00</u>	<u>2,430.00</u>	69 %
Total Supplies		<u>11,300.00</u>	<u>0.00</u>	<u>1,608.00</u>	<u>9,692.00</u>	86 %
Conference & Training						
Conference & Training	7650	<u>1,000.00</u>	<u>0.00</u>	<u>0.00</u>	<u>1,000.00</u>	100 %
Total Conference & Training		<u>1,000.00</u>	<u>0.00</u>	<u>0.00</u>	<u>1,000.00</u>	100 %
General Expenses						
Advertising	7510	<u>6,000.00</u>	<u>0.00</u>	<u>0.00</u>	<u>6,000.00</u>	100 %
Physical Exams	7790	<u>700.00</u>	<u>0.00</u>	<u>0.00</u>	<u>700.00</u>	100 %
Total General Expenses		<u>6,700.00</u>	<u>0.00</u>	<u>0.00</u>	<u>6,700.00</u>	100 %
Deoreciation Expense						
Depreciation Expense	8700	<u>5,650.00</u>	<u>0.00</u>	<u>0.00</u>	<u>5,650.00</u>	100 %
Total Deoreciation Expense		<u>5,650.00</u>	<u>0.00</u>	<u>0.00</u>	<u>5,650.00</u>	100 %
Repairs						
Maintenance & Repairs-Bldg.	7530	<u>3,000.00</u>	<u>0.00</u>	<u>0.00</u>	<u>3,000.00</u>	100 %
Total Repairs		<u>3,000.00</u>	<u>0.00</u>	<u>0.00</u>	<u>3,000.00</u>	100 %
Equipment						
Support Equipment	8360	<u>0.00</u>	<u>1,055.00</u>	<u>1,055.00</u>	<u>(1,055.00)</u>	0 %
Equipment Rental Cost	8395	<u>7,000.00</u>	<u>0.00</u>	<u>1,058.00</u>	<u>5,942.00</u>	85 %
Total Equipment		<u>7,000.00</u>	<u>1,055.00</u>	<u>2,113.00</u>	<u>4,887.00</u>	70 %
Contract Expense						
Service Fees	8210	<u>0.00</u>	<u>373.00</u>	<u>794.00</u>	<u>(794.00)</u>	0 %
Total Contract Expense		<u>0.00</u>	<u>373.00</u>	<u>794.00</u>	<u>(794.00)</u>	0 %
Bank Charges						
Fees - Bank	7560	<u>517.00</u>	<u>28.00</u>	<u>89.00</u>	<u>428.00</u>	83 %
Total Bank Charges		<u>517.00</u>	<u>28.00</u>	<u>89.00</u>	<u>428.00</u>	83 %

City of Glenarden
Statement of Revenues and Expenditures - Unposted Transactions Included In Report
From 9/1/2023 Through 9/30/2023

*55 - Enterprise Fund
(In Whole Numbers)*

		Total Approved Budget	Current Period Actual	Current Year Actual	Approved Budget Remaining	% Total Budget Remaining
Other Financial Sources						
Payroll Charges	7520	960.00	0.00	0.00	960.00	100 %
T&E (Travel & Exp. Reimbursements)	7655	229.00	0.00	0.00	229.00	100 %
Total Other Financial Sources		<u>1,189.00</u>	<u>0.00</u>	<u>0.00</u>	<u>1,189.00</u>	100 %
Total Expenses		<u>181,673.00</u>	<u>9,401.00</u>	<u>21,588.00</u>	<u>160,085.00</u>	88 %
NET SURPLUS / (DEFICIT)		970.00	(8,557.00)	3,393.00	2,423.00	250 %

City of Glenarden



Financial Report – By Department

For the Month Ended:
September 30, 2023

City of Glenarden
Statement of Revenues and Expenditures - Unposted Transactions Included In Report
From 9/1/2023 Through 9/30/2023
10 - General Fund
10 - Administration
10 - General Government
(In Whole Numbers)

		Total				Percent
		Approved	Current	Current	Approved	Approved
		Budget	Period Actual	Year Actual	Budget	Budget
		Budget	Period Actual	Year Actual	Remaining	Remaining
Revenue						
Local Taxes						
Tax Revenue - Real Property Tax-Current	4020	2,883,689.00	129,463.00	247,248.00	(2,636,441.00)	(91)%
Tax Revenue - Personal Property Tax-Current	4030	326,705.00	42,766.00	229,727.00	(96,978.00)	(30)%
Tax Revenue - Personal Property Tax - Prior Year	4031	40,000.00	0.00	0.00	(40,000.00)	(100)%
Admissions & Amusement	4120	15,000.00	0.00	175.00	(14,825.00)	(99)%
Tax Revenue - State Income Tax-Individual	4130	875,000.00	41,414.00	161,355.00	(713,645.00)	(82)%
Hotel/Motel Tax	4150	45,000.00	50,948.00	50,948.00	5,948.00	13 %
Penalties & Interest on Delinquent Payments	4160	<u>8,000.00</u>	<u>0.00</u>	<u>0.00</u>	<u>(8,000.00)</u>	<u>(100)%</u>
Total Local Taxes		4,193,394.00	264,591.00	689,453.00	(3,503,941.00)	(84)%
Intergovernmental						
PILOT - Local Gov't	4360	<u>17,500.00</u>	<u>0.00</u>	<u>0.00</u>	<u>(17,500.00)</u>	<u>(100)%</u>
Total Intergovernmental		17,500.00	0.00	0.00	(17,500.00)	(100)%
Interfund Transfers						
Operating transfer in	5920	<u>486,498.00</u>	<u>0.00</u>	<u>0.00</u>	<u>(486,498.00)</u>	<u>(100)%</u>
Total Interfund Transfers		486,498.00	0.00	0.00	(486,498.00)	(100)%
Other Financial Sources						
Special Events	4355	0.00	50.00	300.00	300.00	0 %
Dial a Bus/Bus Shelter	5070	1,320.00	0.00	89.00	(1,231.00)	(93)%
County Disposal Rebate	5391	16,372.00	0.00	4,093.00	(12,279.00)	(75)%
Miscellaneous Revenue	5411	0.00	0.00	294.00	294.00	0 %
Interest Income	5611	<u>216,125.00</u>	<u>35,560.00</u>	<u>70,084.00</u>	<u>(146,041.00)</u>	<u>(68)%</u>
Total Other Financial Sources		<u>233,817.00</u>	<u>35,610.00</u>	<u>74,860.00</u>	<u>(158,957.00)</u>	<u>(68)%</u>
Total Revenue		<u>4,931,209.00</u>	<u>300,201.00</u>	<u>764,313.00</u>	<u>(4,166,896.00)</u>	<u>(85)%</u>

City of Glenarden
Statement of Revenues and Expenditures - Unposted Transactions Included In Report
From 9/1/2023 Through 9/30/2023
10 - General Fund
10 - Administration
10 - General Government
(In Whole Numbers)

		Total			Approved	Percent
		Approved	Current	Current	Budget	Approved
		Budget	Period Actual	Year Actual	Remaining	Budget
						Remaining
Expenses						
Salaries & Benefits						
Regular Employees	6110	370,707.00	28,353.00	86,952.00	283,755.00	77 %
Employer Social Security	6200	28,359.00	2,130.00	6,594.00	21,766.00	77 %
Retirement-MOA	6230	<u>9,268.00</u>	<u>617.00</u>	<u>1,797.00</u>	<u>7,471.00</u>	81 %
Total Salaries & Benefits		408,334.00	31,099.00	95,343.00	312,991.00	77 %
Professional Services						
Temporary employees	6120	4,000.00	0.00	0.00	4,000.00	100 %
Professional Service - Lobbyist	7131	26,500.00	0.00	8,169.00	18,331.00	69 %
Professional Services - Engineering	7132	<u>32,000.00</u>	<u>1,300.00</u>	<u>1,300.00</u>	<u>30,700.00</u>	96 %
Total Professional Services		62,500.00	1,300.00	9,469.00	53,031.00	85 %
Communications						
Telephone & Communications	7630	<u>3,733.00</u>	<u>38.00</u>	<u>380.00</u>	<u>3,353.00</u>	90 %
Total Communications		3,733.00	38.00	380.00	3,353.00	90 %
Supplies						
Supplies	8630	<u>5,200.00</u>	<u>95.00</u>	<u>467.00</u>	<u>4,733.00</u>	91 %
Total Supplies		5,200.00	95.00	467.00	4,733.00	91 %
Conference & Training						
Conference & Training	7650	<u>10,500.00</u>	<u>0.00</u>	<u>1,831.00</u>	<u>8,669.00</u>	83 %
Total Conference & Training		10,500.00	0.00	1,831.00	8,669.00	83 %
General Expenses						
Misc Expense	7840	500.00	0.00	0.00	500.00	100 %
Special Event	8647	<u>31,800.00</u>	<u>0.00</u>	<u>3,764.00</u>	<u>28,036.00</u>	88 %
Total General Expenses		32,300.00	0.00	3,764.00	28,536.00	88 %
Membership Dues						
Membership-Dues/Fees	7960	<u>1,750.00</u>	<u>0.00</u>	<u>0.00</u>	<u>1,750.00</u>	100 %
Total Membership Dues		1,750.00	0.00	0.00	1,750.00	100 %
Repairs						
Repair and Maintenance-Call-A-Bus	7301	<u>6,250.00</u>	<u>62.00</u>	<u>353.00</u>	<u>5,897.00</u>	94 %
Total Repairs		6,250.00	62.00	353.00	5,897.00	94 %
Equipment						
Support Equipment	8360	<u>4,000.00</u>	<u>0.00</u>	<u>0.00</u>	<u>4,000.00</u>	100 %
Total Equipment		4,000.00	0.00	0.00	4,000.00	100 %
Contract Expense						
Election Board	7710	<u>43,000.00</u>	<u>0.00</u>	<u>0.00</u>	<u>43,000.00</u>	100 %
Total Contract Expense		43,000.00	0.00	0.00	43,000.00	100 %
Energy Expense						
Energy - Gasoline	8612	<u>2,500.00</u>	<u>0.00</u>	<u>0.00</u>	<u>2,500.00</u>	100 %
Total Energy Expense		2,500.00	0.00	0.00	2,500.00	100 %
Total Expenses		<u>580,067.00</u>	<u>32,594.00</u>	<u>111,607.00</u>	<u>468,460.00</u>	81 %
NET SURPLUS / (DEFICIT)		4,351,142.00	267,607.00	652,706.00	(3,698,436.00)	(86)%

City of Glenarden
Statement of Revenues and Expenditures - Unposted Transactions Included In Report
From 9/1/2023 Through 9/30/2023
10 - General Fund
15 - Cable
15 - Cable
(In Whole Numbers)

		Total Approved Budget	Current Period Actual	Current Year Actual	Approved Budget Remaining	Percent Approved Budget Remaining
Revenue						
Interfund Transfers						
Operating transfer in	5920	<u>40,000.00</u>	<u>0.00</u>	<u>5,412.00</u>	<u>(34,588.00)</u>	(86)%
Total Interfund Transfers		<u>40,000.00</u>	<u>0.00</u>	<u>5,412.00</u>	<u>(34,588.00)</u>	(86)%
Other Financial Sources						
Franchise Fee-Cable TV	4040	<u>95,000.00</u>	<u>0.00</u>	<u>31,228.00</u>	<u>(63,772.00)</u>	(67)%
Total Other Financial Sources		<u>95,000.00</u>	<u>0.00</u>	<u>31,228.00</u>	<u>(63,772.00)</u>	(67)%
Total Revenue		<u>135,000.00</u>	<u>0.00</u>	<u>36,640.00</u>	<u>(98,360.00)</u>	(73)%
Expenses						
Professional Services						
Professional Services	7130	<u>40,000.00</u>	<u>878.00</u>	<u>2,278.00</u>	<u>37,722.00</u>	94 %
Total Professional Services		<u>40,000.00</u>	<u>878.00</u>	<u>2,278.00</u>	<u>37,722.00</u>	94 %
Communications						
Telephone & Communications	7630	<u>6,659.00</u>	<u>101.00</u>	<u>364.00</u>	<u>6,295.00</u>	95 %
Total Communications		<u>6,659.00</u>	<u>101.00</u>	<u>364.00</u>	<u>6,295.00</u>	95 %
Supplies						
Operating Supplies	8640	<u>2,800.00</u>	<u>6.00</u>	<u>169.00</u>	<u>2,631.00</u>	94 %
Total Supplies		<u>2,800.00</u>	<u>6.00</u>	<u>169.00</u>	<u>2,631.00</u>	94 %
Conference & Training						
Conference & Training	7650	<u>3,000.00</u>	<u>0.00</u>	<u>1,442.00</u>	<u>1,558.00</u>	52 %
Total Conference & Training		<u>3,000.00</u>	<u>0.00</u>	<u>1,442.00</u>	<u>1,558.00</u>	52 %
General Expenses						
Security Service	8230	<u>3,500.00</u>	<u>0.00</u>	<u>0.00</u>	<u>3,500.00</u>	100 %
Total General Expenses		<u>3,500.00</u>	<u>0.00</u>	<u>0.00</u>	<u>3,500.00</u>	100 %
Membership Dues						
Subscriptions	8380	<u>1,400.00</u>	<u>0.00</u>	<u>0.00</u>	<u>1,400.00</u>	100 %
Total Membership Dues		<u>1,400.00</u>	<u>0.00</u>	<u>0.00</u>	<u>1,400.00</u>	100 %
Repairs						
Maintenance & Repairs - Interior	7535	<u>17,000.00</u>	<u>0.00</u>	<u>0.00</u>	<u>17,000.00</u>	100 %
Total Repairs		<u>17,000.00</u>	<u>0.00</u>	<u>0.00</u>	<u>17,000.00</u>	100 %
Equipment						
Support Equipment	8360	<u>10,100.00</u>	<u>0.00</u>	<u>622.00</u>	<u>9,478.00</u>	94 %
Support Equipment - Cable Studio Equipment	8368	<u>25,000.00</u>	<u>0.00</u>	<u>0.00</u>	<u>25,000.00</u>	100 %
Total Equipment		<u>35,100.00</u>	<u>0.00</u>	<u>622.00</u>	<u>34,478.00</u>	98 %
Total Expenses		<u>109,459.00</u>	<u>986.00</u>	<u>4,875.00</u>	<u>104,584.00</u>	96 %
NET SURPLUS / (DEFICIT)		<u>25,541.00</u>	<u>(986.00)</u>	<u>31,765.00</u>	<u>6,224.00</u>	24 %

City of Glenarden
Statement of Revenues and Expenditures - Unposted Transactions Included In Report
From 9/1/2023 Through 9/30/2023
10 - General Fund
20 - Code Enforcement
10 - General Government
(In Whole Numbers)

		Total			Percent
		Approved	Current	Current	Approved
		Budget	Period Actual	Year Actual	Budget
		Budget			Remaining
					Budget
					Remaining
Revenue					
Licenses & Permits					
Permit Fees - Building	4210	8,600.00	2,321.00	3,637.00	(4,963.00) (58)%
Permit Fees - Retail/Commercial	4215	7,500.00	25.00	50.00	(7,450.00) (99)%
Abatement Income	4220	1,200.00	0.00	0.00	(1,200.00) (100)%
Vacant Lot	4225	42,000.00	0.00	0.00	(42,000.00) (100)%
License - General Business	4230	36,000.00	2,195.00	9,085.00	(26,915.00) (75)%
Rental Property License	4235	18,500.00	0.00	0.00	(18,500.00) (100)%
Towing	5170	2,400.00	572.00	1,322.00	(1,078.00) (45)%
Citation	5180	0.00	400.00	400.00	400.00 0 %
Total Licenses & Permits		<u>116,200.00</u>	<u>5,513.00</u>	<u>14,494.00</u>	<u>(101,706.00) (88)%</u>
Total Revenue		<u>116,200.00</u>	<u>5,513.00</u>	<u>14,494.00</u>	<u>(101,706.00) (88)%</u>
Expenses					
Salaries & Benefits					
Regular Employees	6110	246,477.00	7,713.00	23,086.00	223,391.00 91 %
Overtime	6190	0.00	217.00	1,406.00	(1,406.00) 0 %
Employer Social Security	6200	18,855.00	555.00	1,704.00	17,151.00 91 %
Retirement-MOA	6230	6,162.00	198.00	609.00	5,553.00 90 %
Total Salaries & Benefits		<u>271,494.00</u>	<u>8,683.00</u>	<u>26,805.00</u>	<u>244,689.00 90 %</u>
Communications					
Telephone & Communications	7630	1,378.00	0.00	62.00	1,316.00 96 %
Total Communications		<u>1,378.00</u>	<u>0.00</u>	<u>62.00</u>	<u>1,316.00 96 %</u>
Supplies					
Uniforms - Rental & Maint	8450	1,000.00	0.00	0.00	1,000.00 100 %
Supplies	8630	600.00	0.00	0.00	600.00 100 %
Operating Supplies	8640	560.00	0.00	0.00	560.00 100 %
New officer Setup	8790	2,000.00	0.00	0.00	2,000.00 100 %
Total Supplies		<u>4,160.00</u>	<u>0.00</u>	<u>0.00</u>	<u>4,160.00 100 %</u>
Conference & Training					
Conference & Training	7650	4,500.00	0.00	0.00	4,500.00 100 %
Total Conference & Training		<u>4,500.00</u>	<u>0.00</u>	<u>0.00</u>	<u>4,500.00 100 %</u>
Repairs					
Repairs & Maintenance-Vehicle	7300	1,320.00	17.00	17.00	1,303.00 99 %
Total Repairs		<u>1,320.00</u>	<u>17.00</u>	<u>17.00</u>	<u>1,303.00 99 %</u>
Maintenance & Agreements					
Maintenance - Computer System	7121	1,500.00	0.00	0.00	1,500.00 100 %
Total Maintenance & Agreements		<u>1,500.00</u>	<u>0.00</u>	<u>0.00</u>	<u>1,500.00 100 %</u>
Equipment					
Support Equipment	8360	1,370.00	0.00	0.00	1,370.00 100 %
Total Equipment		<u>1,370.00</u>	<u>0.00</u>	<u>0.00</u>	<u>1,370.00 100 %</u>
Energy Expense					
Energy - Gasoline	8612	2,500.00	269.00	269.00	2,231.00 89 %
Total Energy Expense		<u>2,500.00</u>	<u>269.00</u>	<u>269.00</u>	<u>2,231.00 89 %</u>
Total Expenses		<u>288,222.00</u>	<u>8,969.00</u>	<u>27,153.00</u>	<u>261,069.00 91 %</u>
NET SURPLUS / (DEFICIT)		<u>(172,022.00)</u>	<u>(3,455.00)</u>	<u>(12,659.00)</u>	<u>159,363.00 (93)%</u>

City of Glenarden
Statement of Revenues and Expenditures - Unposted Transactions Included In Report
From 9/1/2023 Through 9/30/2023
10 - General Fund
25 - Legal Service
10 - General Government
(In Whole Numbers)

		Total			Approved	Percent
		Approved	Current	Current	Budget	Approved
		Budget	Period Actual	Year Actual	Remaining	Budget
		Budget			Remaining	Remaining
Expenses						
Professional Services						
Legal Services	8211	<u>60,000.00</u>	<u>2,217.00</u>	<u>9,489.00</u>	<u>50,512.00</u>	84 %
Total Professional Services		<u>60,000.00</u>	<u>2,217.00</u>	<u>9,489.00</u>	<u>50,512.00</u>	84 %
Total Expenses		<u>60,000.00</u>	<u>2,217.00</u>	<u>9,489.00</u>	<u>50,512.00</u>	84 %
NET SURPLUS / (DEFICIT)		(60,000.00)	(2,217.00)	(9,489.00)	50,512.00	(84)%

City of Glenarden
Statement of Revenues and Expenditures - Unposted Transactions Included In Report
From 9/1/2023 Through 9/30/2023
10 - General Fund
30 - Council
10 - General Government
(In Whole Numbers)

		Total Approved Budget	Current Period Actual	Current Year Actual	Approved Budget Remaining	Percent Approved Budget Remaining
Expenses						
Salaries & Benefits						
City Officials Salaries	6100	50,400.00	3,877.00	11,631.00	38,769.00	77 %
Regular Employees	6110	97,370.00	5,056.00	15,064.00	82,306.00	85 %
Overtime	6190	0.00	0.00	403.00	(403.00)	0 %
Employer Social Security	6200	13,509.00	683.00	2,040.00	11,469.00	85 %
Retirement-MOA	6230	3,155.00	126.00	377.00	2,778.00	88 %
Total Salaries & Benefits		164,434.00	9,742.00	29,515.00	134,919.00	82 %
Professional Services						
Professional Services	7130	15,000.00	862.00	2,271.00	12,729.00	85 %
Total Professional Services		15,000.00	862.00	2,271.00	12,729.00	85 %
Communications						
Telephone & Communications	7630	1,429.00	0.00	31.00	1,398.00	98 %
Total Communications		1,429.00	0.00	31.00	1,398.00	98 %
Supplies						
Supplies	8630	10,000.00	0.00	174.00	9,826.00	98 %
Personal Protection Equipment	8631	4,000.00	0.00	0.00	4,000.00	100 %
Total Supplies		14,000.00	0.00	174.00	13,826.00	99 %
Conference & Training						
Conference & Training	7650	35,000.00	2,386.00	3,164.00	31,836.00	91 %
Conference & Training - Council Clerk	7651	5,000.00	1,472.00	1,472.00	3,528.00	71 %
Total Conference & Training		40,000.00	3,858.00	4,636.00	35,364.00	88 %
General Expenses						
Advertising	7510	1,500.00	0.00	0.00	1,500.00	100 %
Codification	7660	4,195.00	0.00	0.00	4,195.00	100 %
Awards & Certificates	7830	2,000.00	0.00	0.00	2,000.00	100 %
Misc Expense	7840	11,000.00	0.00	437.00	10,563.00	96 %
Special Event	8647	94,900.00	20,164.00	44,413.00	50,487.00	53 %
Total General Expenses		113,595.00	20,164.00	44,850.00	68,745.00	61 %
Membership Dues						
Membership-Dues/Fees	7960	7,800.00	0.00	5,637.00	2,163.00	28 %
Total Membership Dues		7,800.00	0.00	5,637.00	2,163.00	28 %
Maintenance & Agreements						
Maintenance - Computer System	7121	2,500.00	0.00	0.00	2,500.00	100 %
Maintenance - Shore Scan Service	7125	1,196.00	0.00	174.00	1,022.00	85 %
Total Maintenance & Agreements		3,696.00	0.00	174.00	3,522.00	95 %
Equipment						
Support Equipment	8360	1,600.00	273.00	389.00	1,211.00	76 %
Total Equipment		1,600.00	273.00	389.00	1,211.00	76 %
Contract Expense						
Discretionary Fund	7711	2,100.00	0.00	0.00	2,100.00	100 %
Total Contract Expense		2,100.00	0.00	0.00	2,100.00	100 %
Total Expenses		363,654.00	34,899.00	87,677.00	275,977.00	76 %
NET SURPLUS / (DEFICIT)		(363,654.00)	(34,899.00)	(87,677.00)	275,977.00	(76)%

City of Glenarden
Statement of Revenues and Expenditures - Unposted Transactions Included In Report
From 9/1/2023 Through 9/30/2023
10 - General Fund
45 - Finance
10 - General Government
(In Whole Numbers)

		Total Approved Budget	Current Period Actual	Current Year Actual	Approved Budget Remaining	Percent Approved Budget Remaining
Expenses						
Salaries & Benefits						
Regular Employees	6110	225,294.00	17,331.00	51,383.00	173,911.00	77 %
Employer Social Security	6200	17,235.00	1,301.00	3,864.00	13,371.00	78 %
Retirement-MOA	6230	<u>5,632.00</u>	<u>298.00</u>	<u>926.00</u>	<u>4,706.00</u>	84 %
Total Salaries & Benefits		248,161.00	18,930.00	56,173.00	191,988.00	77 %
Professional Services						
Temporary employees	6120	5,600.00	0.00	0.00	5,600.00	100 %
Professional Services	7130	<u>30,000.00</u>	<u>3,750.00</u>	<u>3,750.00</u>	<u>26,250.00</u>	88 %
Total Professional Services		35,600.00	3,750.00	3,750.00	31,850.00	89 %
Supplies						
Supplies	8630	<u>4,000.00</u>	<u>71.00</u>	<u>721.00</u>	<u>3,279.00</u>	82 %
Total Supplies		4,000.00	71.00	721.00	3,279.00	82 %
Conference & Training						
Conference & Training	7650	<u>4,500.00</u>	<u>0.00</u>	<u>0.00</u>	<u>4,500.00</u>	100 %
Total Conference & Training		4,500.00	0.00	0.00	4,500.00	100 %
General Expenses						
Advertising	7510	850.00	0.00	0.00	850.00	100 %
Misc Expense	7840	<u>300.00</u>	<u>0.00</u>	<u>31.00</u>	<u>269.00</u>	90 %
Total General Expenses		1,150.00	0.00	31.00	1,119.00	97 %
Membership Dues						
Membership-Dues/Fees	7960	500.00	0.00	0.00	500.00	100 %
Subscriptions	8380	<u>200.00</u>	<u>0.00</u>	<u>0.00</u>	<u>200.00</u>	100 %
Total Membership Dues		700.00	0.00	0.00	700.00	100 %
Maintenance & Agreements						
Maintenance - Computer System	7121	6,000.00	0.00	0.00	6,000.00	100 %
Maintenance - Shore Scan Service	7125	<u>1,293.00</u>	<u>87.00</u>	<u>261.00</u>	<u>1,032.00</u>	80 %
Total Maintenance & Agreements		7,293.00	87.00	261.00	7,032.00	96 %
Equipment						
Support Equipment	8360	<u>4,500.00</u>	<u>0.00</u>	<u>0.00</u>	<u>4,500.00</u>	100 %
Total Equipment		4,500.00	0.00	0.00	4,500.00	100 %
Total Expenses		<u>305,904.00</u>	<u>22,838.00</u>	<u>60,937.00</u>	<u>244,967.00</u>	80 %
NET SURPLUS / (DEFICIT)		(305,904.00)	(22,838.00)	(60,937.00)	244,967.00	(80)%

City of Glenarden
Statement of Revenues and Expenditures - Unposted Transactions Included In Report
From 9/1/2023 Through 9/30/2023
10 - General Fund
50 - Executive Office
10 - General Government
(In Whole Numbers)

		Total Approved Budget	Current Period Actual	Current Year Actual	Approved Budget Remaining	Percent Approved Budget Remaining
Expenses						
Salaries & Benefits						
City Officials Salaries	6100	8,400.00	646.00	1,938.00	6,462.00	77 %
Employer Social Security	6200	<u>643.00</u>	<u>49.00</u>	<u>148.00</u>	<u>495.00</u>	77 %
Total Salaries & Benefits		9,043.00	696.00	2,087.00	6,956.00	77 %
Supplies						
Supplies	8630	<u>1,250.00</u>	<u>0.00</u>	<u>0.00</u>	<u>1,250.00</u>	100 %
Total Supplies		1,250.00	0.00	0.00	1,250.00	100 %
Conference & Training						
Conference & Training	7650	<u>5,000.00</u>	<u>0.00</u>	<u>0.00</u>	<u>5,000.00</u>	100 %
Total Conference & Training		5,000.00	0.00	0.00	5,000.00	100 %
General Expenses						
Advertising	7510	<u>1,200.00</u>	<u>0.00</u>	<u>0.00</u>	<u>1,200.00</u>	100 %
Total General Expenses		1,200.00	0.00	0.00	1,200.00	100 %
Membership Dues						
Membership-Dues/Fees	7960	<u>1,200.00</u>	<u>100.00</u>	<u>300.00</u>	<u>900.00</u>	75 %
Total Membership Dues		1,200.00	100.00	300.00	900.00	75 %
Equipment						
Support Equipment	8360	<u>1,400.00</u>	<u>0.00</u>	<u>1,222.00</u>	<u>178.00</u>	13 %
Total Equipment		1,400.00	0.00	1,222.00	178.00	13 %
Contract Expense						
Discretionary Fund	7711	<u>300.00</u>	<u>0.00</u>	<u>0.00</u>	<u>300.00</u>	100 %
Total Contract Expense		<u>300.00</u>	<u>0.00</u>	<u>0.00</u>	<u>300.00</u>	100 %
Total Expenses		<u>19,393.00</u>	<u>796.00</u>	<u>3,609.00</u>	<u>15,784.00</u>	81 %
NET SURPLUS / (DEFICIT)		(19,393.00)	(796.00)	(3,609.00)	15,784.00	(81)%

City of Glenarden
Statement of Revenues and Expenditures - Unposted Transactions Included In Report
From 9/1/2023 Through 9/30/2023
10 - General Fund
55 - Police
50 - Public Safety
(In Whole Numbers)

		Total			Percent
		Approved	Current	Current	Approved
		Budget	Period Actual	Year Actual	Budget
		Budget			Remaining
					Budget
					Remaining
Revenue					
Licenses & Permits					
Fingerprinting	5140	7,200.00	1,722.00	3,878.00	(3,322.00) (46)%
Fingerprinting-LifeScan	5141	30,000.00	1,817.00	4,654.00	(25,346.00) (84)%
Citation	5180	5,700.00	150.00	380.00	(5,320.00) (93)%
Citation - Speed Cam	5182	<u>63,000.00</u>	<u>5,440.00</u>	<u>16,755.00</u>	<u>(46,245.00) (73)%</u>
Total Licenses & Permits		<u>105,900.00</u>	<u>9,129.00</u>	<u>25,667.00</u>	<u>(80,233.00) (76)%</u>
Intergovernmental					
GRANT - State Police	4365	<u>114,935.00</u>	<u>0.00</u>	<u>0.00</u>	<u>(114,935.00) (100)%</u>
Total Intergovernmental		<u>114,935.00</u>	<u>0.00</u>	<u>0.00</u>	<u>(114,935.00) (100)%</u>
Other Financial Sources					
Special Events	4355	<u>0.00</u>	<u>0.00</u>	<u>250.00</u>	<u>250.00</u> 0 %
Total Other Financial Sources		<u>0.00</u>	<u>0.00</u>	<u>250.00</u>	<u>250.00</u> 0 %
Total Revenue		<u>220,835.00</u>	<u>9,129.00</u>	<u>25,917.00</u>	<u>(194,918.00) (88)%</u>
Expenses					
Salaries & Benefits					
Regular Employees	6110	1,445,375.00	112,301.00	336,775.00	1,108,600.00 77 %
Overtime	6190	25,000.00	1,907.00	6,288.00	18,712.00 75 %
Employer Social Security	6200	112,484.00	8,354.00	25,144.00	87,340.00 78 %
Retirement-MOA	6230	<u>36,759.00</u>	<u>2,517.00</u>	<u>7,575.00</u>	<u>29,184.00</u> 79 %
Total Salaries & Benefits		<u>1,619,618.00</u>	<u>125,079.00</u>	<u>375,781.00</u>	<u>1,243,837.00</u> 77 %
Communications					
Telephone & Communications	7630	<u>30,237.00</u>	<u>320.00</u>	<u>1,630.00</u>	<u>28,607.00</u> 95 %
Total Communications		<u>30,237.00</u>	<u>320.00</u>	<u>1,630.00</u>	<u>28,607.00</u> 95 %
Supplies					
Uniforms - Rental & Maint	8450	24,000.00	(1,250.00)	2,449.00	21,551.00 90 %
Ammunition	8520	6,300.00	0.00	0.00	6,300.00 100 %
Supplies	8630	5,000.00	1,091.00	2,435.00	2,565.00 51 %
Operating Supplies	8640	2,500.00	0.00	0.00	2,500.00 100 %
New officer Setup	8790	<u>26,000.00</u>	<u>0.00</u>	<u>2,745.00</u>	<u>23,255.00</u> 89 %
Total Supplies		<u>63,800.00</u>	<u>(159.00)</u>	<u>7,629.00</u>	<u>56,171.00</u> 88 %
Conference & Training					
Conference & Training	7650	<u>20,000.00</u>	<u>1,588.00</u>	<u>4,240.00</u>	<u>15,760.00</u> 79 %
Total Conference & Training		<u>20,000.00</u>	<u>1,588.00</u>	<u>4,240.00</u>	<u>15,760.00</u> 79 %
General Expenses					
Physical Exams	7790	6,000.00	177.00	639.00	5,361.00 89 %
Live Scan expense	7791	16,000.00	0.00	2,417.00	13,583.00 85 %
Special Event	8647	17,300.00	1,246.00	5,787.00	11,513.00 67 %
Explorer's Program	8649	<u>4,000.00</u>	<u>0.00</u>	<u>465.00</u>	<u>3,535.00</u> 88 %
Total General Expenses		<u>43,300.00</u>	<u>1,423.00</u>	<u>9,308.00</u>	<u>33,992.00</u> 79 %

City of Glenarden
Statement of Revenues and Expenditures - Unposted Transactions Included In Report
From 9/1/2023 Through 9/30/2023
10 - General Fund
55 - Police
50 - Public Safety
(In Whole Numbers)

		Total			Approved	Percent
		Approved	Current	Current	Budget	Approved
		Budget	Period Actual	Year Actual	Remaining	Budget
					Remaining	Remaining
Membership Dues						
Membership-Dues/Fees	7960	<u>1,110.00</u>	<u>0.00</u>	<u>471.00</u>	<u>639.00</u>	58 %
Total Membership Dues		<u>1,110.00</u>	<u>0.00</u>	<u>471.00</u>	<u>639.00</u>	58 %
Repairs						
Repairs & Maintenance-Vehicle	7300	<u>55,000.00</u>	<u>464.00</u>	<u>464.00</u>	<u>54,536.00</u>	99 %
Total Repairs		<u>55,000.00</u>	<u>464.00</u>	<u>464.00</u>	<u>54,536.00</u>	99 %
Maintenance & Agreements						
Maintenance - Equipment	7123	<u>30,000.00</u>	<u>7.00</u>	<u>4,950.00</u>	<u>25,050.00</u>	83 %
Total Maintenance & Agreements		<u>30,000.00</u>	<u>7.00</u>	<u>4,950.00</u>	<u>25,050.00</u>	83 %
Equipment						
Support Equipment	8360	<u>75,888.00</u>	<u>1,775.00</u>	<u>19,255.00</u>	<u>56,633.00</u>	75 %
Total Equipment		<u>75,888.00</u>	<u>1,775.00</u>	<u>19,255.00</u>	<u>56,633.00</u>	75 %
Contract Expense						
Police Trial Board Expenditure	7950	<u>25,000.00</u>	<u>0.00</u>	<u>0.00</u>	<u>25,000.00</u>	100 %
Total Contract Expense		<u>25,000.00</u>	<u>0.00</u>	<u>0.00</u>	<u>25,000.00</u>	100 %
Energy Expense						
Energy - Gasoline	8612	<u>65,000.00</u>	<u>10,939.00</u>	<u>19,073.00</u>	<u>45,927.00</u>	71 %
Total Energy Expense		<u>65,000.00</u>	<u>10,939.00</u>	<u>19,073.00</u>	<u>45,927.00</u>	71 %
Total Expenses		<u>2,028,953.00</u>	<u>141,435.00</u>	<u>442,801.00</u>	<u>1,586,152.00</u>	78 %
NET SURPLUS / (DEFICIT)		(1,808,118.00)	(132,306.00)	(416,883.00)	1,391,235.00	(77)%

City of Glenarden
Statement of Revenues and Expenditures - Unposted Transactions Included In Report
From 9/1/2023 Through 9/30/2023
10 - General Fund
60 - Public Work
60 - Public Works
(In Whole Numbers)

		Total			Approved	Percent
		Approved	Current	Current	Budget	Approved
		Budget	Period Actual	Year Actual	Remaining	Budget
						Remaining
Expenses						
Salaries & Benefits						
Regular Employees	6110	354,634.00	21,687.00	63,171.00	291,463.00	82 %
Overtime	6190	9,000.00	1,341.00	3,477.00	5,523.00	61 %
Employer Social Security	6200	27,818.00	1,705.00	4,931.00	22,887.00	82 %
Retirement-MOA	6230	<u>9,091.00</u>	<u>446.00</u>	<u>1,343.00</u>	<u>7,749.00</u>	85 %
Total Salaries & Benefits		400,543.00	25,180.00	72,922.00	327,621.00	82 %
Professional Services						
Temporary employees	6120	0.00	0.00	1,677.00	(1,677.00)	0 %
Professional Services	7130	<u>11,000.00</u>	<u>4,986.00</u>	<u>22,493.00</u>	(11,493.00)	(104)%
Total Professional Services		11,000.00	4,986.00	24,171.00	(13,171.00)	(120)%
Communications						
Telephone & Communications	7630	<u>3,826.00</u>	<u>0.00</u>	<u>279.00</u>	<u>3,547.00</u>	93 %
Total Communications		3,826.00	0.00	279.00	3,547.00	93 %
Supplies						
Uniforms - Rental & Maint	8450	10,500.00	500.00	2,371.00	8,129.00	77 %
Supplies - Building & Cleaning	8560	9,000.00	46.00	1,380.00	7,620.00	85 %
Supplies	8630	<u>500.00</u>	<u>193.00</u>	<u>1,006.00</u>	(506.00)	(101)%
Total Supplies		20,000.00	739.00	4,757.00	15,243.00	76 %
Conference & Training						
Conference & Training	7650	<u>2,000.00</u>	<u>0.00</u>	<u>0.00</u>	<u>2,000.00</u>	100 %
Total Conference & Training		2,000.00	0.00	0.00	2,000.00	100 %
General Expenses						
Maintenance - Community Garden	7308	5,000.00	0.00	0.00	5,000.00	100 %
Maintenance - Street/Park	7310	13,000.00	4,120.00	7,291.00	5,709.00	44 %
Repairs & Maintenance-Streets	7311	<u>20,000.00</u>	<u>336.00</u>	<u>4,642.00</u>	<u>15,358.00</u>	77 %
Total General Expenses		38,000.00	4,456.00	11,934.00	26,066.00	69 %
Repairs						
Repairs & Maintenance-Vehicle	7300	5,000.00	0.00	1,394.00	3,606.00	72 %
Maintenance & Repairs-Bldg.	7530	<u>30,000.00</u>	<u>6,238.00</u>	<u>10,011.00</u>	<u>19,989.00</u>	67 %
Total Repairs		35,000.00	6,238.00	11,405.00	23,595.00	67 %
Maintenance & Agreements						
Maintenance - Computer System	7121	5,700.00	0.00	5,641.00	59.00	1 %
Maintenance - Equipment	7123	8,000.00	0.00	1,039.00	6,961.00	87 %
Total Maintenance & Agreements		13,700.00	0.00	6,680.00	7,020.00	51 %
Equipment						
Support Equipment	8360	<u>1,710.00</u>	<u>0.00</u>	<u>44.00</u>	<u>1,666.00</u>	97 %
Total Equipment		1,710.00	0.00	44.00	1,666.00	97 %
Contract Expense						
Snow & Landscaping Contracts	7240	<u>40,000.00</u>	<u>0.00</u>	<u>0.00</u>	<u>40,000.00</u>	100 %
Total Contract Expense		40,000.00	0.00	0.00	40,000.00	100 %

City of Glenarden
Statement of Revenues and Expenditures - Unposted Transactions Included In Report
From 9/1/2023 Through 9/30/2023
10 - General Fund
60 - Public Work
60 - Public Works
(In Whole Numbers)

		Total			Approved	Percent
		Approved	Current	Current	Budget	Approved
		Budget	Period Actual	Year Actual	Remaining	Budget
					Remaining	Remaining
Trash Removal						
Yard Waste Removal	7290	<u>3,000.00</u>	<u>0.00</u>	<u>94.00</u>	<u>2,906.00</u>	97 %
Total Trash Removal		<u>3,000.00</u>	<u>0.00</u>	<u>94.00</u>	<u>2,906.00</u>	97 %
Energy Expense						
Energy - Gasoline	8612	<u>6,000.00</u>	<u>1,648.00</u>	<u>1,648.00</u>	<u>4,352.00</u>	73 %
Total Energy Expense		<u>6,000.00</u>	<u>1,648.00</u>	<u>1,648.00</u>	<u>4,352.00</u>	73 %
Total Expenses		<u>574,779.00</u>	<u>43,247.00</u>	<u>133,932.00</u>	<u>440,847.00</u>	77 %
NET SURPLUS / (DEFICIT)		(574,779.00)	(43,247.00)	(133,932.00)	440,847.00	(77)%

City of Glenarden
Statement of Revenues and Expenditures - Unposted Transactions Included In Report
From 9/1/2023 Through 9/30/2023
10 - General Fund
71 - Veterans Memorial Fund
71 - Veterans Memorial Park
(In Whole Numbers)

		<u>Total</u>	<u>Current</u>	<u>Current</u>	<u>Approved</u>	<u>Percent</u>
		<u>Approved</u>	<u>Period Actual</u>	<u>Year Actual</u>	<u>Budget</u>	<u>Approved</u>
		<u>Budget</u>			<u>Remaining</u>	<u>Budget</u>
						<u>Remaining</u>
Expenses						
General Expenses						
Maintenance - Street/Park	7310	<u>9,445.00</u>	<u>0.00</u>	<u>1,905.00</u>	<u>7,540.00</u>	80 %
Total General Expenses		<u>9,445.00</u>	<u>0.00</u>	<u>1,905.00</u>	<u>7,540.00</u>	80 %
Trash Removal						
Pavers for Veterans Memorial Park	7246	<u>8,000.00</u>	<u>0.00</u>	<u>0.00</u>	<u>8,000.00</u>	100 %
Total Trash Removal		<u>8,000.00</u>	<u>0.00</u>	<u>0.00</u>	<u>8,000.00</u>	100 %
Total Expenses		<u>17,445.00</u>	<u>0.00</u>	<u>1,905.00</u>	<u>15,540.00</u>	89 %
NET SURPLUS / (DEFICIT)		(17,445.00)	0.00	(1,905.00)	15,540.00	(89)%

City of Glenarden
Statement of Revenues and Expenditures - Unposted Transactions Included In Report
From 9/1/2023 Through 9/30/2023
10 - General Fund
75 - General Operation
10 - General Government
(In Whole Numbers)

		Total			Approved	Percent
		Approved	Current	Current	Budget	Approved
		Budget	Period Actual	Year Actual	Remaining	Budget
						Remaining
Revenue						
Service Charges						
Street Lights Assessment	5381	65,000.00	2,914.00	5,413.00	(59,587.00)	(92)%
Special Assessment	5382	<u>541,214.00</u>	<u>24,301.00</u>	<u>45,137.00</u>	<u>(496,077.00)</u>	<u>(92)%</u>
Total Service Charges		606,214.00	27,215.00	50,550.00	(555,664.00)	(92)%
Interfund Transfers						
Operating transfer in	5920	<u>40,000.00</u>	<u>0.00</u>	<u>0.00</u>	<u>(40,000.00)</u>	<u>(100)%</u>
Total Interfund Transfers		40,000.00	0.00	0.00	(40,000.00)	(100)%
Other Financial Sources						
Miscellaneous Revenue	5411	0.00	40.00	40.00	40.00	0 %
Insurance Recovery	5420	<u>0.00</u>	<u>0.00</u>	<u>594.00</u>	<u>594.00</u>	<u>0 %</u>
Total Other Financial Sources		<u>0.00</u>	<u>40.00</u>	<u>634.00</u>	<u>634.00</u>	<u>0 %</u>
Total Revenue		<u>646,214.00</u>	<u>27,255.00</u>	<u>51,184.00</u>	<u>(595,030.00)</u>	<u>(92)%</u>
Expenses						
Salaries & Benefits						
Insurance - Group Medical	6210	310,000.00	27,947.00	83,656.00	226,344.00	73 %
Retirement-MOA	6230	138,693.00	0.00	0.00	138,693.00	100 %
Unemployment Insurance-State	6240	17,500.00	353.00	1,599.00	15,901.00	91 %
Workers' Compensation - IWIF	6250	105,426.00	0.00	19,994.00	85,432.00	81 %
Grants Manager	7133	45,000.00	7,500.00	7,500.00	37,500.00	83 %
Youth Services	8182	<u>2,000.00</u>	<u>15.00</u>	<u>286.00</u>	<u>1,714.00</u>	<u>86 %</u>
Total Salaries & Benefits		618,619.00	35,814.00	113,035.00	505,584.00	82 %
Professional Services						
Maintenance-Website	7124	<u>5,800.00</u>	<u>13.00</u>	<u>39.00</u>	<u>5,761.00</u>	<u>99 %</u>
Total Professional Services		5,800.00	13.00	39.00	5,761.00	99 %
Communications						
Telephone & Communications	7630	<u>22,651.00</u>	<u>4,343.00</u>	<u>10,454.00</u>	<u>12,197.00</u>	<u>54 %</u>
Total Communications		22,651.00	4,343.00	10,454.00	12,197.00	54 %
Supplies						
Supplies	8630	<u>4,000.00</u>	<u>204.00</u>	<u>466.00</u>	<u>3,534.00</u>	<u>88 %</u>
Total Supplies		4,000.00	204.00	466.00	3,534.00	88 %
Conference & Training						
Conference & Training	7650	<u>30,000.00</u>	<u>0.00</u>	<u>0.00</u>	<u>30,000.00</u>	<u>100 %</u>
Total Conference & Training		30,000.00	0.00	0.00	30,000.00	100 %
General Expenses						
Advertising	7510	1,500.00	0.00	129.00	1,371.00	91 %
Physical Exams	7790	500.00	162.00	486.00	14.00	3 %
Awards & Certificates	7830	17,000.00	0.00	0.00	17,000.00	100 %
Storage & Archiving Fees	7845	8,544.00	1,102.00	3,399.00	5,145.00	60 %
News Letter	8110	6,500.00	5,021.00	5,021.00	1,479.00	23 %
Postage & Postal Fees	8190	<u>10,000.00</u>	<u>0.00</u>	<u>3,087.00</u>	<u>6,913.00</u>	<u>69 %</u>
Total General Expenses		44,044.00	6,284.00	12,122.00	31,922.00	72 %

City of Glenarden
Statement of Revenues and Expenditures - Unposted Transactions Included In Report
From 9/1/2023 Through 9/30/2023
10 - General Fund
75 - General Operation
10 - General Government
(In Whole Numbers)

		Total Approved Budget	Current Period Actual	Current Year Actual	Approved Budget Remaining	Percent Approved Budget Remaining
Maintenance & Agreements						
Maintenance - Copier	7120	6,777.00	920.00	5,009.00	1,768.00	26 %
Maintenance - Computer System	7121	26,600.00	0.00	4,253.00	22,347.00	84 %
Maintenance - Telephone	7122	<u>2,000.00</u>	<u>0.00</u>	<u>0.00</u>	<u>2,000.00</u>	100 %
Total Maintenance & Agreements		35,377.00	920.00	9,262.00	26,115.00	74 %
Equipment						
Equipment Lease Expense	8691	<u>4,000.00</u>	<u>565.00</u>	<u>2,258.00</u>	<u>1,742.00</u>	44 %
Total Equipment		4,000.00	565.00	2,258.00	1,742.00	44 %
Insurance						
Insurance - Bond	7880	1,338.00	0.00	1,338.00	0.00	0 %
Insurance - Police	7881	32,946.00	720.00	33,666.00	(720.00)	(2)%
Insurance - Public Official	7882	1,374.00	0.00	1,374.00	0.00	0 %
Insurance - Vehicles	7883	26,648.00	0.00	27,593.00	(945.00)	(4)%
Insurance - Property	7884	<u>10,109.00</u>	<u>0.00</u>	<u>10,109.00</u>	<u>0.00</u>	0 %
Total Insurance		72,415.00	720.00	74,080.00	(1,665.00)	(2)%
Contract Expense						
Pension Plan Fees	8200	5,280.00	729.00	729.00	4,551.00	86 %
Service Fees	8210	<u>0.00</u>	<u>125.00</u>	<u>125.00</u>	(125.00)	0 %
Total Contract Expense		5,280.00	854.00	854.00	4,426.00	84 %
Trash Removal						
City Trash Removal	7230	<u>701,000.00</u>	<u>58,361.00</u>	<u>175,084.00</u>	<u>525,916.00</u>	75 %
Total Trash Removal		701,000.00	58,361.00	175,084.00	525,916.00	75 %
Bank Charges						
Fees - Bank	7560	<u>8,400.00</u>	<u>197.00</u>	<u>915.00</u>	<u>7,485.00</u>	89 %
Total Bank Charges		8,400.00	197.00	915.00	7,485.00	89 %
Energy Expense						
Energy - Electricity	8610	108,000.00	5,638.00	21,048.00	86,952.00	81 %
Energy - Natural Gas	8611	1,830.00	24.00	72.00	1,758.00	96 %
Energy - Water/Sewage	8613	<u>1,820.00</u>	<u>0.00</u>	<u>693.00</u>	<u>1,127.00</u>	62 %
Total Energy Expense		111,650.00	5,662.00	21,812.00	89,838.00	80 %
Other Financial Sources						
Payroll Charges	7520	<u>7,020.00</u>	<u>1,223.00</u>	<u>3,594.00</u>	<u>3,426.00</u>	49 %
Total Other Financial Sources		<u>7,020.00</u>	<u>1,223.00</u>	<u>3,594.00</u>	<u>3,426.00</u>	49 %
Total Expenses		<u>1,670,256.00</u>	<u>115,161.00</u>	<u>423,975.00</u>	<u>1,246,281.00</u>	75 %
NET SURPLUS / (DEFICIT)		(1,024,042.00)	(87,906.00)	(372,791.00)	651,251.00	(64)%

City of Glenarden
Statement of Revenues and Expenditures - Unposted Transactions Included In Report
From 9/1/2023 Through 9/30/2023
10 - General Fund
95 - Woodmore Community Center
10 - General Government
(In Whole Numbers)

		Total			Approved	Percent
		Approved	Current	Current	Budget	Approved
		Budget	Period Actual	Year Actual	Remaining	Budget
					Remaining	Remaining
Expenses						
Supplies						
Supplies	8630	<u>563.00</u>	<u>0.00</u>	<u>0.00</u>	<u>563.00</u>	100 %
Supplies - Cleaning	8646	<u>600.00</u>	<u>0.00</u>	<u>741.00</u>	<u>(141.00)</u>	(23)%
Total Supplies		<u>1,163.00</u>	<u>0.00</u>	<u>741.00</u>	<u>422.00</u>	36 %
Repairs						
Maintenance & Repairs - Interior	7535	<u>385.00</u>	<u>0.00</u>	<u>0.00</u>	<u>385.00</u>	100 %
Total Repairs		<u>385.00</u>	<u>0.00</u>	<u>0.00</u>	<u>385.00</u>	100 %
Energy Expense						
Energy - Electricity	8610	<u>500.00</u>	<u>0.00</u>	<u>0.00</u>	<u>500.00</u>	100 %
Total Energy Expense		<u>500.00</u>	<u>0.00</u>	<u>0.00</u>	<u>500.00</u>	100 %
Other Financial Sources						
T&E (Travel & Exp. Reimbursements)	7655	<u>400.00</u>	<u>0.00</u>	<u>0.00</u>	<u>400.00</u>	100 %
Total Other Financial Sources		<u>400.00</u>	<u>0.00</u>	<u>0.00</u>	<u>400.00</u>	100 %
Total Expenses		<u>2,448.00</u>	<u>0.00</u>	<u>741.00</u>	<u>1,707.00</u>	70 %
NET SURPLUS / (DEFICIT)		<u>(2,448.00)</u>	<u>0.00</u>	<u>(741.00)</u>	<u>1,707.00</u>	(70)%

City of Glenarden
Statement of Revenues and Expenditures - Unposted Transactions Included In Report
From 9/1/2023 Through 9/30/2023
20 - Special Revenue
15 - Cable
77 - PEG Grant Cable TV
(In Whole Numbers)

		Total			Approved	Percent
		Approved	Current	Current	Budget	Approved
		Budget	Period Actual	Year Actual	Remaining	Budget Remaining
Revenue						
Intergovernmental						
PEG Grant Fees	4041	<u>40,000.00</u>	<u>0.00</u>	<u>5,412.00</u>	<u>(34,588.00)</u>	(86)%
Total Intergovernmental		<u>40,000.00</u>	<u>0.00</u>	<u>5,412.00</u>	<u>(34,588.00)</u>	(86)%
Total Revenue		<u>40,000.00</u>	<u>0.00</u>	<u>5,412.00</u>	<u>(34,588.00)</u>	(86)%
Expenses						
Communications						
INET - Communications	7129	<u>14,500.00</u>	<u>0.00</u>	<u>1,962.00</u>	<u>12,538.00</u>	86 %
Total Communications		<u>14,500.00</u>	<u>0.00</u>	<u>1,962.00</u>	<u>12,538.00</u>	86 %
General Expenses						
Security Service	8230	<u>500.00</u>	<u>0.00</u>	<u>68.00</u>	<u>432.00</u>	86 %
Total General Expenses		<u>500.00</u>	<u>0.00</u>	<u>68.00</u>	<u>432.00</u>	86 %
Equipment						
Support Equipment	8360	<u>25,000.00</u>	<u>0.00</u>	<u>3,383.00</u>	<u>21,617.00</u>	86 %
Total Equipment		<u>25,000.00</u>	<u>0.00</u>	<u>3,383.00</u>	<u>21,617.00</u>	86 %
Total Expenses		<u>40,000.00</u>	<u>0.00</u>	<u>5,412.00</u>	<u>34,588.00</u>	86 %
NET SURPLUS / (DEFICIT)		<u>0.00</u>	<u>0.00</u>	<u>0.00</u>	<u>0.00</u>	0 %

City of Glenarden
Statement of Revenues and Expenditures - Unposted Transactions Included In Report
From 9/1/2023 Through 9/30/2023
20 - Special Revenue
32 - Rebate- RE Tax
10 - General Government
(In Whole Numbers)

		Total			Approved	Percent
		Approved	Current	Current	Budget	Approved
		Budget	Period Actual	Year Actual	Remaining	Budget
					Remaining	Remaining
Revenue						
Interfund Transfers						
Operating transfer in	5920	<u>1,500,000.00</u>	<u>0.00</u>	<u>0.00</u>	<u>(1,500,000.00)</u>	(100)%
Total Interfund Transfers		<u>1,500,000.00</u>	<u>0.00</u>	<u>0.00</u>	<u>(1,500,000.00)</u>	(100)%
Total Revenue		<u>1,500,000.00</u>	<u>0.00</u>	<u>0.00</u>	<u>(1,500,000.00)</u>	(100)%
Expenses						
Other Financial Sources						
Rebate - Taxes	8696	<u>1,500,000.00</u>	<u>0.00</u>	<u>0.00</u>	<u>1,500,000.00</u>	100 %
Total Other Financial Sources		<u>1,500,000.00</u>	<u>0.00</u>	<u>0.00</u>	<u>1,500,000.00</u>	100 %
Total Expenses		<u>1,500,000.00</u>	<u>0.00</u>	<u>0.00</u>	<u>1,500,000.00</u>	100 %
NET SURPLUS / (DEFICIT)		0.00	0.00	0.00	0.00	0 %

City of Glenarden
Statement of Revenues and Expenditures - Unposted Transactions Included In Report
From 9/1/2023 Through 9/30/2023
20 - Special Revenue
38 - AMERICAN RESCUE PLAN
10 - General Government
(In Whole Numbers)

		Total Approved Budget	Current Period Actual	Current Year Actual	Approved Budget Remaining	Percent Approved Budget Remaining
Revenue						
Intergovernmental						
ARPA Grant - Funding	4320	1,371,498.00	227,375.00	332,375.00	(1,039,123.00)	(76)%
Fitness/Playground Grant	4336	390,000.00	0.00	0.00	(390,000.00)	(100)%
ARPA -Storm Water/Speed Bump	4337	300,000.00	0.00	0.00	(300,000.00)	(100)%
ARPA Grant - Gold Room	4338	26,289.00	0.00	0.00	(26,289.00)	(100)%
ARPA - Capital Funding	4339	<u>1,526,787.00</u>	<u>91,426.00</u>	<u>91,426.00</u>	<u>(1,435,361.00)</u>	<u>(94)%</u>
Total Intergovernmental		<u>3,614,574.00</u>	<u>318,801.00</u>	<u>423,801.00</u>	<u>(3,190,773.00)</u>	<u>(88)%</u>
Total Revenue		<u>3,614,574.00</u>	<u>318,801.00</u>	<u>423,801.00</u>	<u>(3,190,773.00)</u>	<u>(88)%</u>
Expenses						
Professional Services						
Professional Services	7130	<u>65,000.00</u>	<u>13,200.00</u>	<u>29,625.00</u>	<u>35,375.00</u>	54 %
Total Professional Services		<u>65,000.00</u>	<u>13,200.00</u>	<u>29,625.00</u>	<u>35,375.00</u>	54 %
Equipment						
Support Equipment	8360	25,000.00	0.00	0.00	25,000.00	100 %
Support Equipment - Pickup Truck	8364	70,000.00	0.00	0.00	70,000.00	100 %
Support Equipment - Police Cars	8367	177,758.00	91,426.00	91,426.00	86,332.00	49 %
Support Equipment - Code Enforcement Cars	8370	40,000.00	0.00	0.00	40,000.00	100 %
Support Equipment - Leaf Vacuum	8371	60,000.00	0.00	0.00	60,000.00	100 %
Support Equipment - Bus	8372	<u>38,000.00</u>	<u>0.00</u>	<u>0.00</u>	<u>38,000.00</u>	100 %
Total Equipment		<u>410,758.00</u>	<u>91,426.00</u>	<u>91,426.00</u>	<u>319,332.00</u>	78 %
Other Financial Sources						
Capital Outlay Overage ADA Project	7611	100,000.00	0.00	0.00	100,000.00	100 %
Capital Outlay Camera System	7612	30,000.00	0.00	0.00	30,000.00	100 %
Capital Outlay Street Pavng	7614	493,679.00	0.00	0.00	493,679.00	100 %
Capital Outlay - Insulation/Council Chamb	7628	300,000.00	0.00	0.00	300,000.00	100 %
7th Street Playground	7633	390,000.00	0.00	0.00	390,000.00	100 %
ARPA Grant-Glenarden Housing Authority	8254	60,000.00	0.00	0.00	60,000.00	100 %
ARPA Grant-Glenarden HOA	8255	360,000.00	0.00	0.00	360,000.00	100 %
ARPA - COG Fund	8256	486,498.00	0.00	0.00	486,498.00	100 %
ARPA Grant- Resident/Non-Profit	8257	400,000.00	79,000.00	302,750.00	97,250.00	24 %
ARPA Grant - Gold Room	8258	26,289.00	0.00	0.00	26,289.00	100 %
ARPA Grant- Rebate-Storm Water Run-off	8259	200,000.00	0.00	0.00	200,000.00	100 %
Infrastructure-Road	9530	<u>292,350.00</u>	<u>0.00</u>	<u>0.00</u>	<u>292,350.00</u>	100 %
Total Other Financial Sources		<u>3,138,816.00</u>	<u>79,000.00</u>	<u>302,750.00</u>	<u>2,836,066.00</u>	90 %
Total Expenses		<u>3,614,574.00</u>	<u>183,626.00</u>	<u>423,801.00</u>	<u>3,190,773.00</u>	88 %
NET SURPLUS / (DEFICIT)		0.00	135,175.00	0.00	0.00	0 %

City of Glenarden
Statement of Revenues and Expenditures - Unposted Transactions Included In Report
From 9/1/2023 Through 9/30/2023
20 - Special Revenue
55 - Police
52 - Traffic Camera
(In Whole Numbers)

		Total			Percent
		Approved	Current	Current	Approved
		Budget	Period Actual	Year Actual	Budget
		Budget			Remaining
					Budget
					Remaining
Revenue					
Licenses & Permits					
Citation - Speed Cam	5182	<u>63,000.00</u>	<u>5,440.00</u>	<u>16,755.00</u>	<u>(46,245.00)</u> (73)%
Total Licenses & Permits		<u>63,000.00</u>	<u>5,440.00</u>	<u>16,755.00</u>	<u>(46,245.00)</u> (73)%
Total Revenue		<u>63,000.00</u>	<u>5,440.00</u>	<u>16,755.00</u>	<u>(46,245.00)</u> (73)%
Expenses					
Salaries & Benefits					
Uniforms (purchase)	8451	<u>4,000.00</u>	<u>345.00</u>	<u>1,064.00</u>	<u>2,936.00</u> 73 %
Total Salaries & Benefits		<u>4,000.00</u>	<u>345.00</u>	<u>1,064.00</u>	<u>2,936.00</u> 73 %
Supplies					
Ammunition	8520	<u>3,500.00</u>	<u>302.00</u>	<u>932.00</u>	<u>2,568.00</u> 73 %
Total Supplies		<u>3,500.00</u>	<u>302.00</u>	<u>932.00</u>	<u>2,568.00</u> 73 %
Maintenance & Agreements					
Maintenance - Equipment	7123	<u>30,000.00</u>	<u>2,590.00</u>	<u>7,977.00</u>	<u>22,023.00</u> 73 %
Total Maintenance & Agreements		<u>30,000.00</u>	<u>2,590.00</u>	<u>7,977.00</u>	<u>22,023.00</u> 73 %
Equipment					
Support Equipment	8360	<u>25,500.00</u>	<u>2,202.00</u>	<u>6,782.00</u>	<u>18,718.00</u> 73 %
Total Equipment		<u>25,500.00</u>	<u>2,202.00</u>	<u>6,782.00</u>	<u>18,718.00</u> 73 %
Total Expenses		<u>63,000.00</u>	<u>5,440.00</u>	<u>16,755.00</u>	<u>46,245.00</u> 73 %
NET SURPLUS / (DEFICIT)		0.00	0.00	0.00	0.00 0 %

City of Glenarden
Statement of Revenues and Expenditures - Unposted Transactions Included In Report
From 9/1/2023 Through 9/30/2023
20 - Special Revenue
85 - Farmers Market
85 - Farmers Market
(In Whole Numbers)

		Total			Approved	Percent
		Approved	Current	Current	Budget	Approved
		Budget	Period Actual	Year Actual	Remaining	Budget
					Remaining	Remaining
Revenue						
Interfund Transfers						
Operating transfer in	5920	<u>25,000.00</u>	<u>0.00</u>	<u>0.00</u>	<u>(25,000.00)</u>	(100)%
Total Interfund Transfers		<u>25,000.00</u>	<u>0.00</u>	<u>0.00</u>	<u>(25,000.00)</u>	(100)%
Farmers Market						
Rental Fees	5331	<u>5,000.00</u>	<u>0.00</u>	<u>0.00</u>	<u>(5,000.00)</u>	(100)%
Total Farmers Market		<u>5,000.00</u>	<u>0.00</u>	<u>0.00</u>	<u>(5,000.00)</u>	(100)%
Total Revenue		<u>30,000.00</u>	<u>0.00</u>	<u>0.00</u>	<u>(30,000.00)</u>	(100)%
Expenses						
Salaries & Benefits						
Temporary Employment	6310	<u>3,000.00</u>	<u>0.00</u>	<u>0.00</u>	<u>3,000.00</u>	100 %
Total Salaries & Benefits		<u>3,000.00</u>	<u>0.00</u>	<u>0.00</u>	<u>3,000.00</u>	100 %
Professional Services						
Legal Services	8211	<u>1,200.00</u>	<u>0.00</u>	<u>0.00</u>	<u>1,200.00</u>	100 %
Total Professional Services		<u>1,200.00</u>	<u>0.00</u>	<u>0.00</u>	<u>1,200.00</u>	100 %
Supplies						
Operating Supplies	8640	<u>1,250.00</u>	<u>0.00</u>	<u>0.00</u>	<u>1,250.00</u>	100 %
Gold Room - Set Up Expense	8645	<u>4,500.00</u>	<u>0.00</u>	<u>0.00</u>	<u>4,500.00</u>	100 %
Supplies - Cleaning	8646	<u>2,500.00</u>	<u>0.00</u>	<u>0.00</u>	<u>2,500.00</u>	100 %
Total Supplies		<u>8,250.00</u>	<u>0.00</u>	<u>0.00</u>	<u>8,250.00</u>	100 %
General Expenses						
Advertising	7510	<u>800.00</u>	<u>0.00</u>	<u>0.00</u>	<u>800.00</u>	100 %
Total General Expenses		<u>800.00</u>	<u>0.00</u>	<u>0.00</u>	<u>800.00</u>	100 %
Equipment						
Support Equipment	8360	<u>3,500.00</u>	<u>0.00</u>	<u>0.00</u>	<u>3,500.00</u>	100 %
Total Equipment		<u>3,500.00</u>	<u>0.00</u>	<u>0.00</u>	<u>3,500.00</u>	100 %
Energy Expense						
Energy - Water/Sewage	8613	<u>2,500.00</u>	<u>0.00</u>	<u>0.00</u>	<u>2,500.00</u>	100 %
Total Energy Expense		<u>2,500.00</u>	<u>0.00</u>	<u>0.00</u>	<u>2,500.00</u>	100 %
Other Financial Sources						
Exterminator Service	7780	<u>1,250.00</u>	<u>0.00</u>	<u>0.00</u>	<u>1,250.00</u>	100 %
Total Other Financial Sources		<u>1,250.00</u>	<u>0.00</u>	<u>0.00</u>	<u>1,250.00</u>	100 %
Total Expenses		<u>20,500.00</u>	<u>0.00</u>	<u>0.00</u>	<u>20,500.00</u>	100 %
NET SURPLUS / (DEFICIT)		<u>9,500.00</u>	<u>0.00</u>	<u>0.00</u>	<u>(9,500.00)</u>	(100)%

City of Glenarden
Statement of Revenues and Expenditures - Unposted Transactions Included In Report
From 9/1/2023 Through 9/30/2023
30 - Capital Project Fund
80 - Capital Project Function
10 - General Government
(In Whole Numbers)

		Total Approved Budget	Current Period Actual	Current Year Actual	Approved Budget Remaining	Percent Approved Budget Remaining
Revenue						
Intergovernmental						
Fitness/Playground Grant	4336	390,000.00	0.00	0.00	(390,000.00)	(100)%
ARPA - Capital Funding	4339	<u>1,526,787.00</u>	<u>91,426.00</u>	<u>91,426.00</u>	<u>(1,435,361.00)</u>	<u>(94)%</u>
Total Intergovernmental		<u>1,916,787.00</u>	<u>91,426.00</u>	<u>91,426.00</u>	<u>(1,825,361.00)</u>	<u>(95)%</u>
Interfund Transfers						
Operating transfer in	5920	<u>1,413,878.00</u>	<u>10,594.00</u>	<u>10,594.00</u>	<u>(1,403,284.00)</u>	<u>(99)%</u>
Total Interfund Transfers		<u>1,413,878.00</u>	<u>10,594.00</u>	<u>10,594.00</u>	<u>(1,403,284.00)</u>	<u>(99)%</u>
State Shared Taxes						
Tax Revenue - State Highway User Tax	4140	<u>206,321.00</u>	<u>0.00</u>	<u>46,166.00</u>	<u>(160,155.00)</u>	<u>(78)%</u>
Total State Shared Taxes		<u>206,321.00</u>	<u>0.00</u>	<u>46,166.00</u>	<u>(160,155.00)</u>	<u>(78)%</u>
Total Revenue		<u>3,536,986.00</u>	<u>102,020.00</u>	<u>148,186.00</u>	<u>(3,388,800.00)</u>	<u>(96)%</u>
Expenses						
Supplies						
Supplies	8630	<u>10,000.00</u>	<u>0.00</u>	<u>0.00</u>	<u>10,000.00</u>	<u>100 %</u>
Total Supplies		<u>10,000.00</u>	<u>0.00</u>	<u>0.00</u>	<u>10,000.00</u>	<u>100 %</u>
Repairs						
Maintenance & Repairs-Bldg.	7530	<u>10,000.00</u>	<u>0.00</u>	<u>4,794.00</u>	<u>5,206.00</u>	<u>52 %</u>
Total Repairs		<u>10,000.00</u>	<u>0.00</u>	<u>4,794.00</u>	<u>5,206.00</u>	<u>52 %</u>
Equipment						
Support Equipment	8360	<u>25,000.00</u>	<u>0.00</u>	<u>0.00</u>	<u>25,000.00</u>	<u>100 %</u>
Support Equipment - Pickup Truck	8364	<u>70,000.00</u>	<u>0.00</u>	<u>0.00</u>	<u>70,000.00</u>	<u>100 %</u>
Support Equipment - HVAC	8366	<u>15,000.00</u>	<u>5,800.00</u>	<u>5,800.00</u>	<u>9,200.00</u>	<u>61 %</u>
Support Equipment - Police Cars	8367	<u>177,758.00</u>	<u>85,060.00</u>	<u>85,060.00</u>	<u>92,698.00</u>	<u>52 %</u>
Support Equipment - Code Enforcement Cars	8370	<u>40,000.00</u>	<u>0.00</u>	<u>0.00</u>	<u>40,000.00</u>	<u>100 %</u>
Support Equipment - Leaf Vacuum	8371	<u>60,000.00</u>	<u>0.00</u>	<u>0.00</u>	<u>60,000.00</u>	<u>100 %</u>
Support Equipment - Bus	8372	<u>38,000.00</u>	<u>0.00</u>	<u>0.00</u>	<u>38,000.00</u>	<u>100 %</u>
Total Equipment		<u>425,758.00</u>	<u>90,860.00</u>	<u>90,860.00</u>	<u>334,898.00</u>	<u>79 %</u>
Other Financial Sources						
Capital Outlay Overage ADA Project	7611	<u>40,000.00</u>	<u>0.00</u>	<u>0.00</u>	<u>40,000.00</u>	<u>100 %</u>
Capital Outlay Camera System	7612	<u>30,000.00</u>	<u>0.00</u>	<u>0.00</u>	<u>30,000.00</u>	<u>100 %</u>
Capital Outlay Street Pavng	7614	<u>700,000.00</u>	<u>0.00</u>	<u>6,366.00</u>	<u>693,634.00</u>	<u>99 %</u>
Capital Outlay - Insulation/Council Chamb	7628	<u>300,000.00</u>	<u>0.00</u>	<u>0.00</u>	<u>300,000.00</u>	<u>100 %</u>
Capital Outlay - Elevator	7632	<u>250,000.00</u>	<u>0.00</u>	<u>0.00</u>	<u>250,000.00</u>	<u>100 %</u>
Capital Outlay - Software Systems	7634	<u>60,000.00</u>	<u>0.00</u>	<u>0.00</u>	<u>60,000.00</u>	<u>100 %</u>
Capital Outlay - Police Facility/Building	7635	<u>1,000,000.00</u>	<u>0.00</u>	<u>0.00</u>	<u>1,000,000.00</u>	<u>100 %</u>
Infrastructure-Road	9530	<u>292,350.00</u>	<u>0.00</u>	<u>0.00</u>	<u>292,350.00</u>	<u>100 %</u>
Infrastructure - 7th Street Park	9532	<u>390,000.00</u>	<u>0.00</u>	<u>0.00</u>	<u>390,000.00</u>	<u>100 %</u>
Total Other Financial Sources		<u>3,062,350.00</u>	<u>0.00</u>	<u>6,366.00</u>	<u>3,055,984.00</u>	<u>100 %</u>
Total Expenses		<u>3,508,108.00</u>	<u>90,860.00</u>	<u>102,020.00</u>	<u>3,406,088.00</u>	<u>97 %</u>
NET SURPLUS / (DEFICIT)		<u>28,878.00</u>	<u>11,160.00</u>	<u>46,166.00</u>	<u>17,288.00</u>	<u>60 %</u>

City of Glenarden
Statement of Revenues and Expenditures - Unposted Transactions Included In Report
From 9/1/2023 Through 9/30/2023
30 - Capital Project Fund
80 - Capital Project Function
10 - General Government
(In Whole Numbers)

		<u>Total</u>				<u>Percent</u>
		<u>Approved</u>	<u>Current</u>	<u>Current</u>	<u>Approved</u>	<u>Approved</u>
		<u>Budget</u>	<u>Period Actual</u>	<u>Year Actual</u>	<u>Budget</u>	<u>Budget</u>
					<u>Remaining</u>	<u>Remaining</u>
BEGINNING NET ASSETS						
Fund Balance - Capital Project	3720	<u>0.00</u>	<u>(10,594.00)</u>	<u>(10,594.00)</u>	<u>(10,594.00)</u>	0 %
Total BEGINNING NET ASSETS		<u>0.00</u>	<u>(10,594.00)</u>	<u>(10,594.00)</u>	<u>(10,594.00)</u>	0 %

City of Glenarden
Statement of Revenues and Expenditures - Unposted Transactions Included In Report
From 9/1/2023 Through 9/30/2023
55 - Enterprise Fund
70 - Gold Room
70 - Gold Room
(In Whole Numbers)

		Total Approved Budget	Current Period Actual	Current Year Actual	Approved Budget Remaining	Percent Approved Budget Remaining
Revenue						
Intergovernmental						
ARPA Grant - Gold Room	4338	<u>26,289.00</u>	<u>0.00</u>	<u>0.00</u>	<u>(26,289.00)</u>	(100)%
Total Intergovernmental		<u>26,289.00</u>	<u>0.00</u>	<u>0.00</u>	<u>(26,289.00)</u>	(100)%
Gold Room						
Equipment Rental Fees	4395	<u>10,000.00</u>	<u>0.00</u>	<u>0.00</u>	<u>(10,000.00)</u>	(100)%
Rental Fees	5331	<u>142,330.00</u>	<u>842.00</u>	<u>24,977.00</u>	<u>(117,354.00)</u>	(82)%
Total Gold Room		<u>152,330.00</u>	<u>842.00</u>	<u>24,977.00</u>	<u>(127,354.00)</u>	(84)%
Other Financial Sources						
Special Events	4355	<u>4,000.00</u>	<u>0.00</u>	<u>0.00</u>	<u>(4,000.00)</u>	(100)%
Interest Income	5611	<u>24.00</u>	<u>2.00</u>	<u>5.00</u>	<u>(19.00)</u>	(80)%
Total Other Financial Sources		<u>4,024.00</u>	<u>2.00</u>	<u>5.00</u>	<u>(4,019.00)</u>	(100)%
Total Revenue		<u>182,643.00</u>	<u>844.00</u>	<u>24,981.00</u>	<u>(157,662.00)</u>	(86)%
Expenses						
Salaries & Benefits						
Regular Employees	6110	<u>130,892.00</u>	<u>4,023.00</u>	<u>8,929.00</u>	<u>121,963.00</u>	93 %
Employer Social Security	6200	<u>10,013.00</u>	<u>283.00</u>	<u>642.00</u>	<u>9,371.00</u>	94 %
Retirement-MOA	6230	<u>3,272.00</u>	<u>0.00</u>	<u>0.00</u>	<u>3,272.00</u>	100 %
Total Salaries & Benefits		<u>144,177.00</u>	<u>4,306.00</u>	<u>9,571.00</u>	<u>134,606.00</u>	93 %
Professional Services						
Temporary employees	6120	<u>0.00</u>	<u>3,640.00</u>	<u>7,314.00</u>	<u>(7,314.00)</u>	0 %
Total Professional Services		<u>0.00</u>	<u>3,640.00</u>	<u>7,314.00</u>	<u>(7,314.00)</u>	0 %
Communications						
Telephone & Communications	7630	<u>1,140.00</u>	<u>0.00</u>	<u>98.00</u>	<u>1,042.00</u>	91 %
Total Communications		<u>1,140.00</u>	<u>0.00</u>	<u>98.00</u>	<u>1,042.00</u>	91 %
Supplies						
Uniforms - Rental & Maint	8450	<u>600.00</u>	<u>0.00</u>	<u>0.00</u>	<u>600.00</u>	100 %
Supplies	8630	<u>1,200.00</u>	<u>0.00</u>	<u>539.00</u>	<u>661.00</u>	55 %
Gold Room - Set Up Expense	8645	<u>6,000.00</u>	<u>0.00</u>	<u>0.00</u>	<u>6,000.00</u>	100 %
Supplies - Cleaning	8646	<u>3,500.00</u>	<u>0.00</u>	<u>1,070.00</u>	<u>2,430.00</u>	69 %
Total Supplies		<u>11,300.00</u>	<u>0.00</u>	<u>1,608.00</u>	<u>9,692.00</u>	86 %
Conference & Training						
Conference & Training	7650	<u>1,000.00</u>	<u>0.00</u>	<u>0.00</u>	<u>1,000.00</u>	100 %
Total Conference & Training		<u>1,000.00</u>	<u>0.00</u>	<u>0.00</u>	<u>1,000.00</u>	100 %
General Expenses						
Advertising	7510	<u>6,000.00</u>	<u>0.00</u>	<u>0.00</u>	<u>6,000.00</u>	100 %
Physical Exams	7790	<u>700.00</u>	<u>0.00</u>	<u>0.00</u>	<u>700.00</u>	100 %
Total General Expenses		<u>6,700.00</u>	<u>0.00</u>	<u>0.00</u>	<u>6,700.00</u>	100 %
Deoreciation Expense						
Depreciation Expense	8700	<u>5,650.00</u>	<u>0.00</u>	<u>0.00</u>	<u>5,650.00</u>	100 %
Total Deoreciation Expense		<u>5,650.00</u>	<u>0.00</u>	<u>0.00</u>	<u>5,650.00</u>	100 %

City of Glenarden
Statement of Revenues and Expenditures - Unposted Transactions Included In Report
From 9/1/2023 Through 9/30/2023
55 - Enterprise Fund
70 - Gold Room
70 - Gold Room
(In Whole Numbers)

		Total			Percent
		Approved	Current	Current	Approved
		Budget	Period Actual	Year Actual	Budget
		Budget			Remaining
					Budget
					Remaining
Repairs					
Maintenance & Repairs-Bldg.	7530	<u>3,000.00</u>	<u>0.00</u>	<u>0.00</u>	<u>3,000.00</u> 100 %
Total Repairs		<u>3,000.00</u>	<u>0.00</u>	<u>0.00</u>	<u>3,000.00</u> 100 %
Equipment					
Support Equipment	8360	0.00	1,055.00	1,055.00	(1,055.00) 0 %
Equipment Rental Cost	8395	<u>7,000.00</u>	<u>0.00</u>	<u>1,058.00</u>	<u>5,942.00</u> 85 %
Total Equipment		<u>7,000.00</u>	<u>1,055.00</u>	<u>2,113.00</u>	<u>4,887.00</u> 70 %
Contract Expense					
Service Fees	8210	<u>0.00</u>	<u>373.00</u>	<u>794.00</u>	<u>(794.00)</u> 0 %
Total Contract Expense		<u>0.00</u>	<u>373.00</u>	<u>794.00</u>	<u>(794.00)</u> 0 %
Bank Charges					
Fees - Bank	7560	<u>517.00</u>	<u>28.00</u>	<u>89.00</u>	<u>428.00</u> 83 %
Total Bank Charges		<u>517.00</u>	<u>28.00</u>	<u>89.00</u>	<u>428.00</u> 83 %
Other Financial Sources					
Payroll Charges	7520	960.00	0.00	0.00	960.00 100 %
T&E (Travel & Exp. Reimbursements)	7655	<u>229.00</u>	<u>0.00</u>	<u>0.00</u>	<u>229.00</u> 100 %
Total Other Financial Sources		<u>1,189.00</u>	<u>0.00</u>	<u>0.00</u>	<u>1,189.00</u> 100 %
Total Expenses		<u>181,673.00</u>	<u>9,401.00</u>	<u>21,588.00</u>	<u>160,085.00</u> 88 %
NET SURPLUS / (DEFICIT)		970.00	(8,557.00)	3,393.00	2,423.00 250 %

City of Glenarden



Financial Report – Addendum Bank Balance Report

For the Month Ended:
September 30, 2023

