

# BUDGET IN BRIEF

*FY24-25: An overview of the numbers*



## FAST FACTS

Our budget cycle runs July 1st through June 30th of each year.

We must balance our budget each fiscal year. Much like household financial planning, we often save revenue over many years for large purchases or projects crossing multiple budget years. Because of that, sometimes expenses are higher than revenue because we're using balances saved from previous years.

The City's budget is broken into seven fund types consisting of 31 different funds. Each fund (other than the General Fund) has unique sources of revenues and expenditures that are restricted to specific purposes.

## 7 FUND TYPES

**Total City Budget: \$267M**

### Enterprise Funds

Operates like a private business by charging fees to customers for specific services provided by the City.

### General Fund

Our primary operating Fund and accounts for most services provided to the citizens of Sparks.

### Internal Service Fund

Accounts for goods and services provided by one department or agency to other departments.

### Debt Service Fund

Used to account for the accumulation of resources and payment of debt.

### Capital Projects Funds

Used to account for the acquisition and construction of capital projects.

### Special Revenue Funds

Used to account for specific revenue that are restricted by law or policy to expenditures for a particular purpose.

### Redevelopment Fund

A dedicated fund for a tax increment redevelopment district in the City of Sparks.

## FISCAL POLICIES

*There are six fiscal policies that drive our budget process:*

**1**

Establish a final budgeted ending fund balance no lower than 8.3% to help maintain fiscal stability.

**2**

Establish a General Fund Contingency amount up to 3% of total expenditures in the annual budget to provide for one-time costs that are unexpected or emergency in nature.

**3**

Transfer a minimum of 2.5% of total General Fund revenues plus full funding of IT Hardware and Software Replacement Plans to the Capital Projects Fund.

**4**

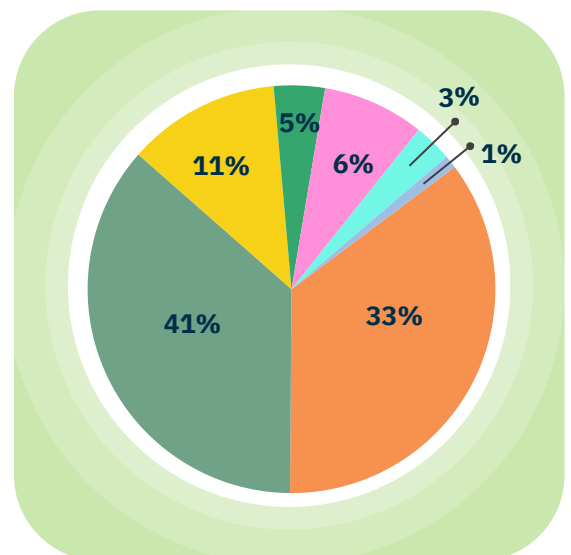
Commit a portion of annual business license receipts to the Stabilization Fund to stabilize operations of local government and mitigate effects of natural disasters.

**5**

General Fund personnel costs do not exceed 78% of General Fund total revenues in order to achieve a balanced and sustainable expenditure model.

**6**

Determine strategies to reduce and fund employee and retiree benefit liabilities.



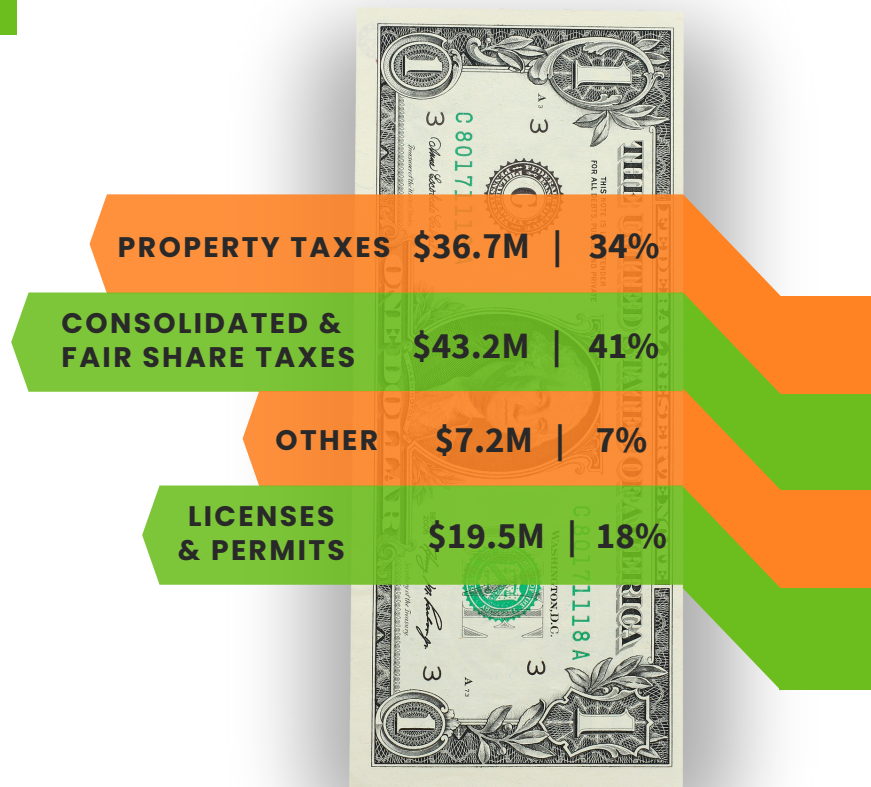
# MONEY COMING IN

## General Fund Sources of Revenue: Where does the money come from?

**Total: \$106.6M**

Money comes in from property taxes, consolidated and fair share taxes, licenses and permits. The “other” category includes things like charges for service, fines and forfeits, and miscellaneous revenue.

The City also receives money from grants and donations. We actively search for federal and state funding to help provide additional services to our citizens!



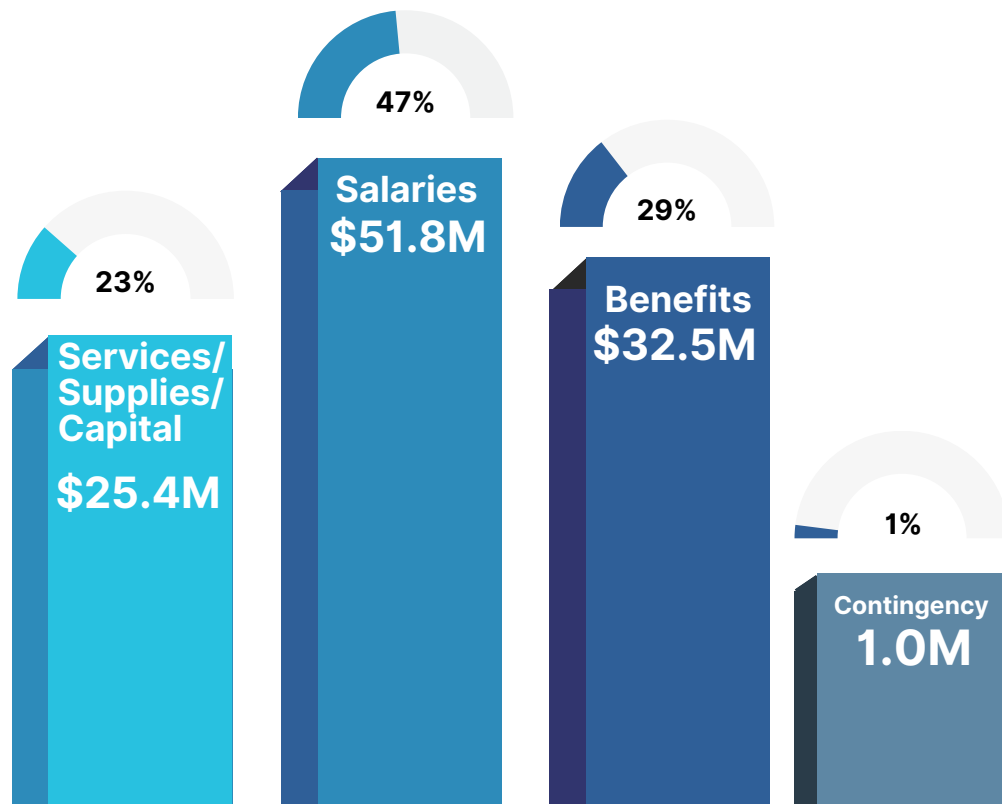
# MONEY GOING OUT

## General Fund expenditures: Where does the money go?

**Total: \$110.7M**

The General Fund is our primary operating fund and accounts for most services provided to the citizens of Sparks: salaries, benefits, and services and supplies. You can see the breakdown on the graph.

The budget also includes a Contingency. This is established to provide for expenditures that are one-time, unexpected and may be used in the case of emergency.



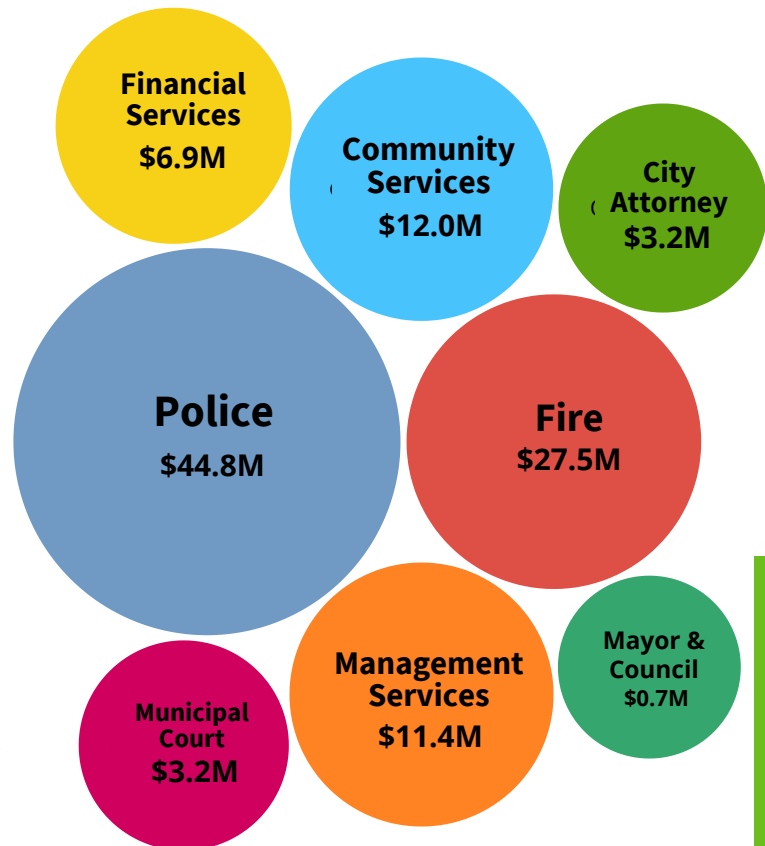
**Salaries and benefits remain our largest expense, meaning employees are the City's most valuable asset!**



## GENERAL FUND: OPERATING BUDGET BY DEPARTMENT

**Total: \$109.7M** *(Excludes contingency)*

The operating budget includes the funding for day-to-day costs of delivering City services. As with most things, costs have increased for the City's daily needs, from the price of gas to the cost of bringing a crew in on overtime to repair park equipment. You can see the breakdown of our operating budget by individual function in the circle chart.



Looking for more? You can dive deeper into the City of Sparks budget by scanning the QR code.

# HOW WE ARE MAKING LIVES BETTER

What our budget boils down to is consistently making the City of Sparks a great place to live. Here are some real-world examples of ways we have utilized our funds to improve the City:

- Replaced Golden Eagle fields 1-6 with synthetic turf
- Replaced the Alf Sorensen Lobby and Preschool HVAC system
- Improved Victorian Ave infrastructure from Prater to the Amphitheater
- Remodeled the Public Works Administration Building restroom
- Upgraded shade structures at Deer Park
- Broke ground on Fire Station 6
- Upgraded LDJ lighting

## GENERAL FUND FINANCIAL SUMMARY TREND

