



University Park Fire Department
 698 Burnham Drive
 University Park, IL 60484
 Phone: 708-235-4821
 Fax: 708-534-4820

COVID-19 Briefing
June 22nd, 2020

Global Data:

- Total confirmed cases 8,985,016
- Total deaths 468,881

Cases by Nation:

United States	2,281,903	Peru	251,338	France	197,008
Brazil	1,083,341	Spain	246,272	Germany	191,768
Russia	591,465	Chile	242,355	Turkey	187,685
India	425,282	Italy	238,499	Pakistan	181,088
United Kingdom	305,803	Iran	207,525	Mexico	180,545

Deaths by Nation:

United States	119,997	Spain	28,323	Germany	8,897
Brazil	50,591	Mexico	21,825	Canada	8,482
United Kingdom	42,717	India	13,699	Russia	8,196
Italy	34,634	Iran	9,742	Peru	7,861
France	29,643	Belgium	9,696	Netherlands	6,109

National Data:

- Total confirmed cases 2,281,903
- Total deaths 119,997 **(980,367 Recovered)**

Cases by State:

New York	411,264	Massachusetts	107,061	Virginia	58,465
California	178,567	Florida	100,217	North Carolina	52,934
New Jersey	172,077	Pennsylvania	85,983	Arizona	52,390
Illinois	136,762	Michigan	67,711	Louisiana	50,065
Texas	114,533	Georgia	64,701	Connecticut	45,755

Deaths by State:

New York	31,215	Michigan	6,090	Maryland	3,074
New Jersey	12,997	California	5,518	Ohio	2,704
Massachusetts	7,858	Connecticut	4,260	Georgia	2,643
Illinois	6,647	Florida	3,176	Indiana	2,540
Pennsylvania	6,482	Louisiana	3,110	Texas	2,202



University Park Fire Department
 698 Burnham Drive
 University Park, IL 60484
 Phone: 708-235-4821
 Fax: 708-534-4820

COVID-19 Briefing
June 22nd, 2020

State Data

- Total confirmed cases 136,762
- Total deaths 6,647 (94% Recovery Rate)

Cases by County:

Chicago	50,541	Will	6,367	Kendall	912
Cook	36,636	Winnebago	2,861	Madison	813
Lake	9,326	McHenry	1,911	Rock Island	785
DuPage	8,682	St. Clair	1,604	Champaign	775
Kane	7,399	Kankakee	1,145	Boone	555

Deaths by County:

Chicago	2,505	Kane	251	Kankakee	61
Cook	1,899	St. Clair	125	Sangamon	31
DuPage	448	McHenry	91	Rock Island	28
Lake	401	Winnebago	82	Peoria	25
Will	310	Madison	66	Macon	21

County Data

- Total confirmed cases 6,367
- Total deaths 310

Cases by Municipality:

Joliet	1,970	Homer Glen	152	Minooka	58
Bolingbrook	1,042	Frankfort	151	Channahon	53
Plainfield	662	Mokena	142	Manhattan	45
Romeoville	545	New Lenox	127	Beecher	42
Lockport	221	Shorewood	119	Peotone	35
Crest Hill	213	University Park	118	Wilmington	29
Naperville*	173	Monee	72	Braidwood	19
Crete	167	Aurora*	65	Elwood	13

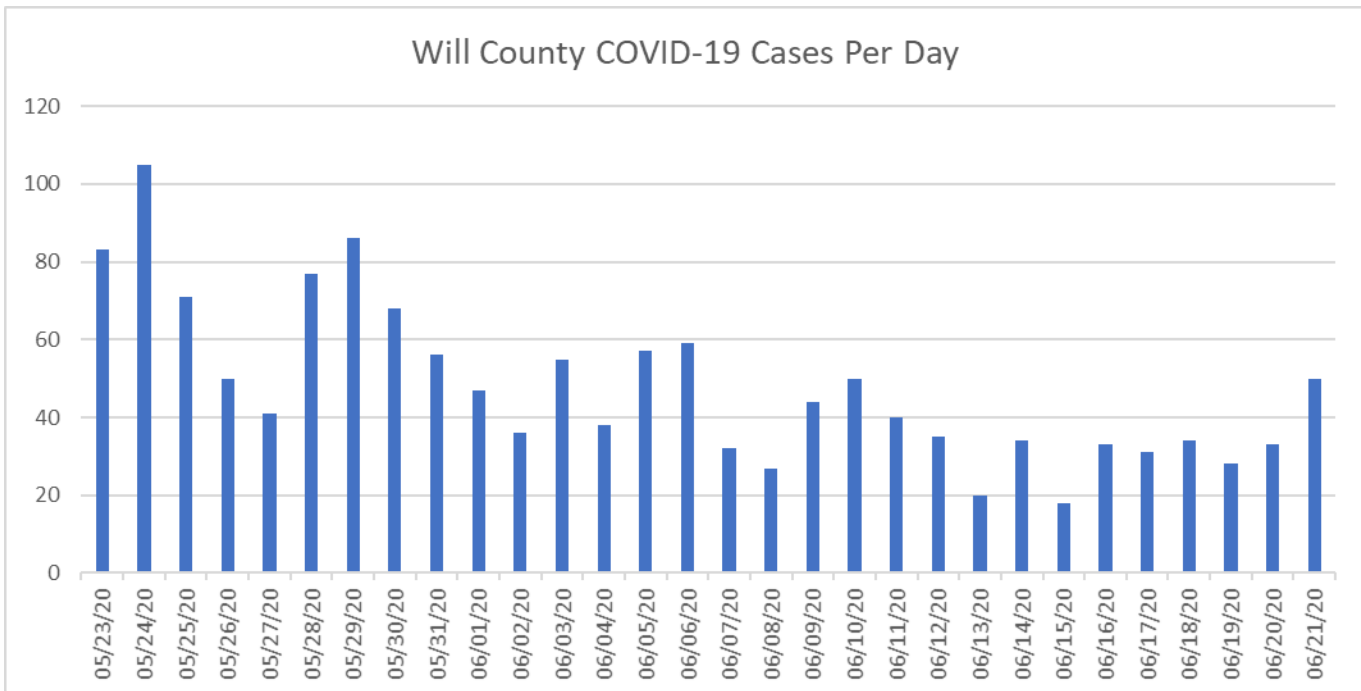
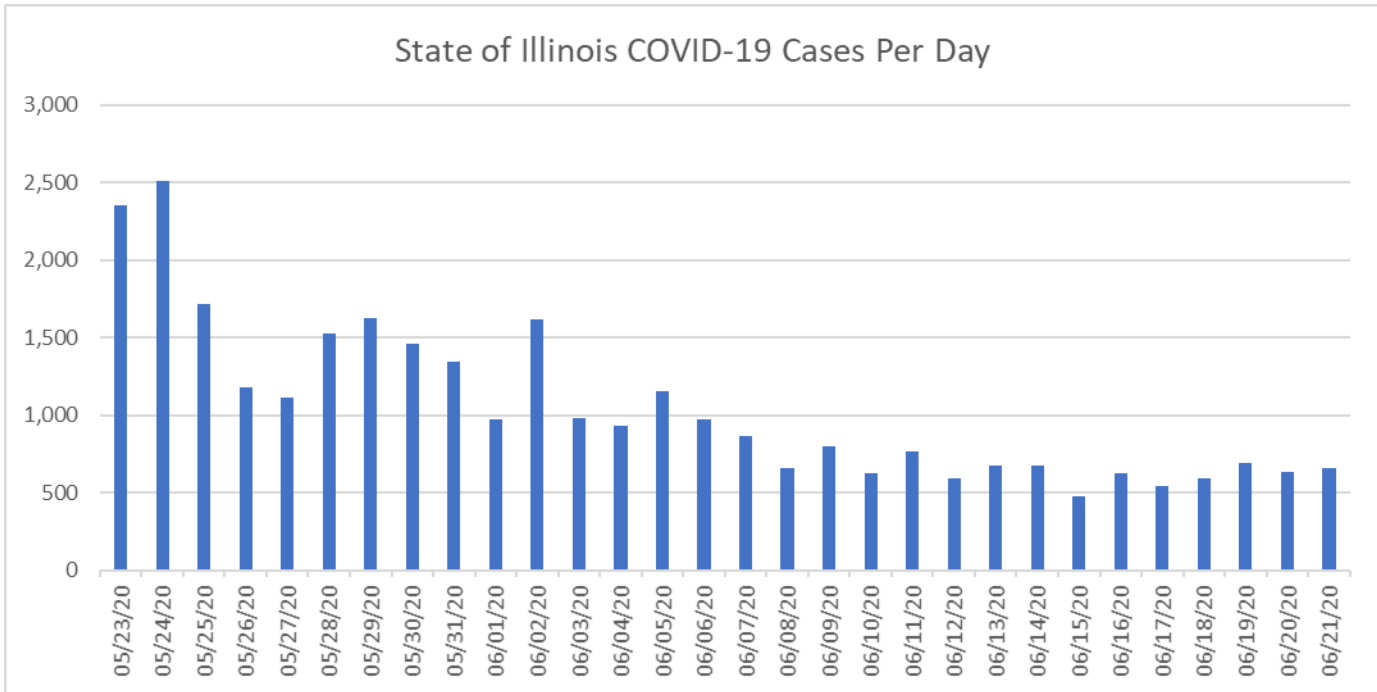
*Indicates those portions in Will County only



University Park Fire Department
698 Burnham Drive
University Park, IL 60484
Phone: 708-235-4821
Fax: 708-534-4820

COVID-19 Briefing June 22nd, 2020

COVID-19 Cases Per Day (last 30 days)

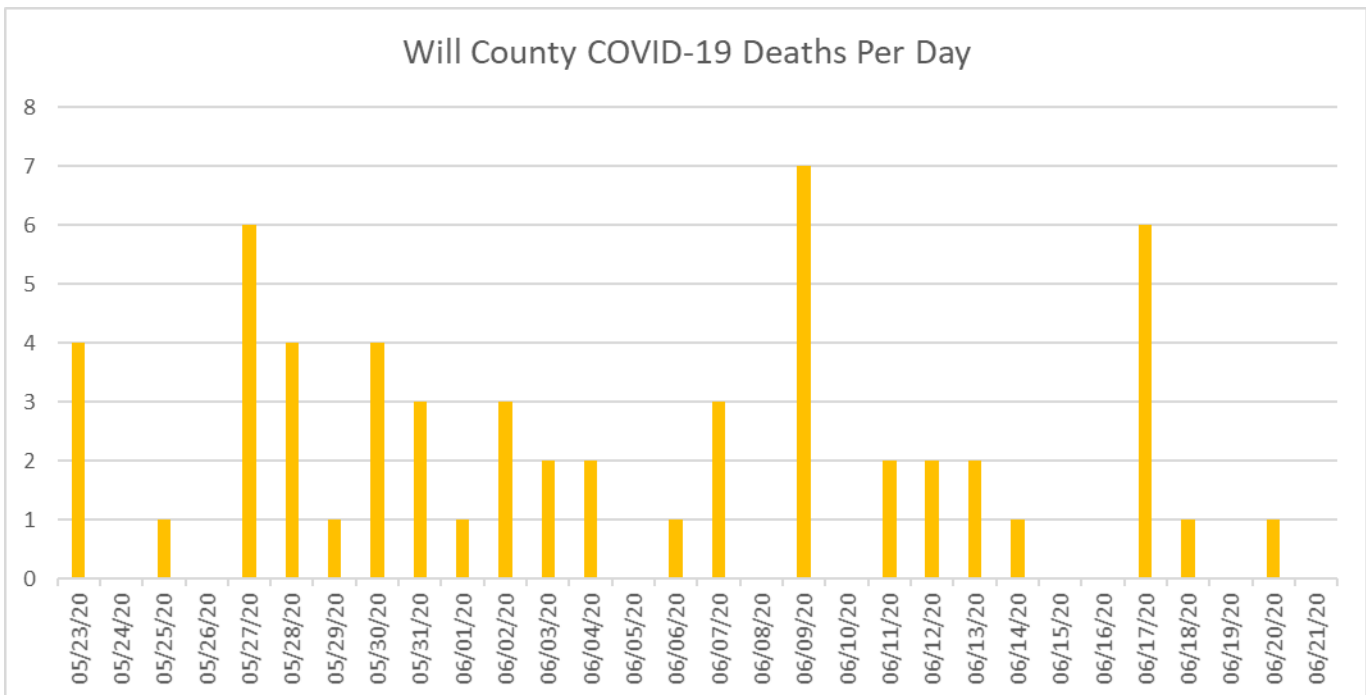
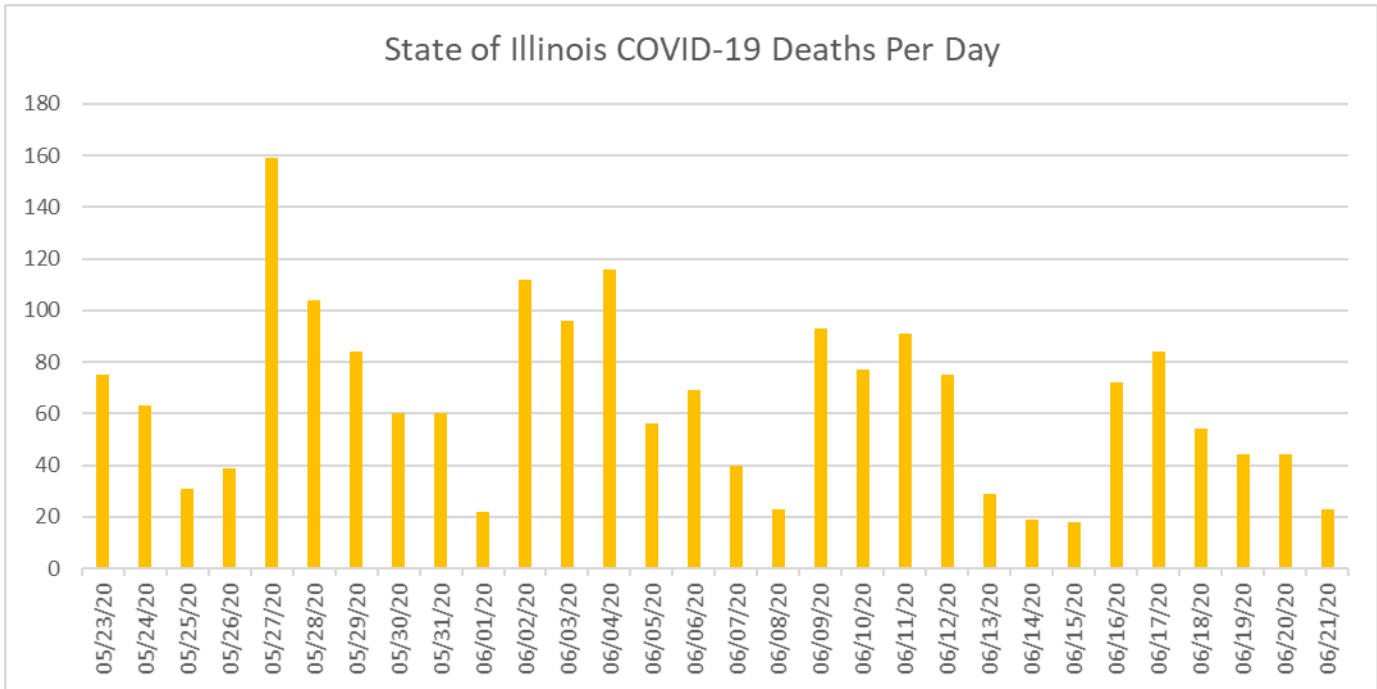




University Park Fire Department
698 Burnham Drive
University Park, IL 60484
Phone: 708-235-4821
Fax: 708-534-4820

COVID-19 Briefing June 22nd, 2020

COVID-19 Deaths Per Day (last 30 days)

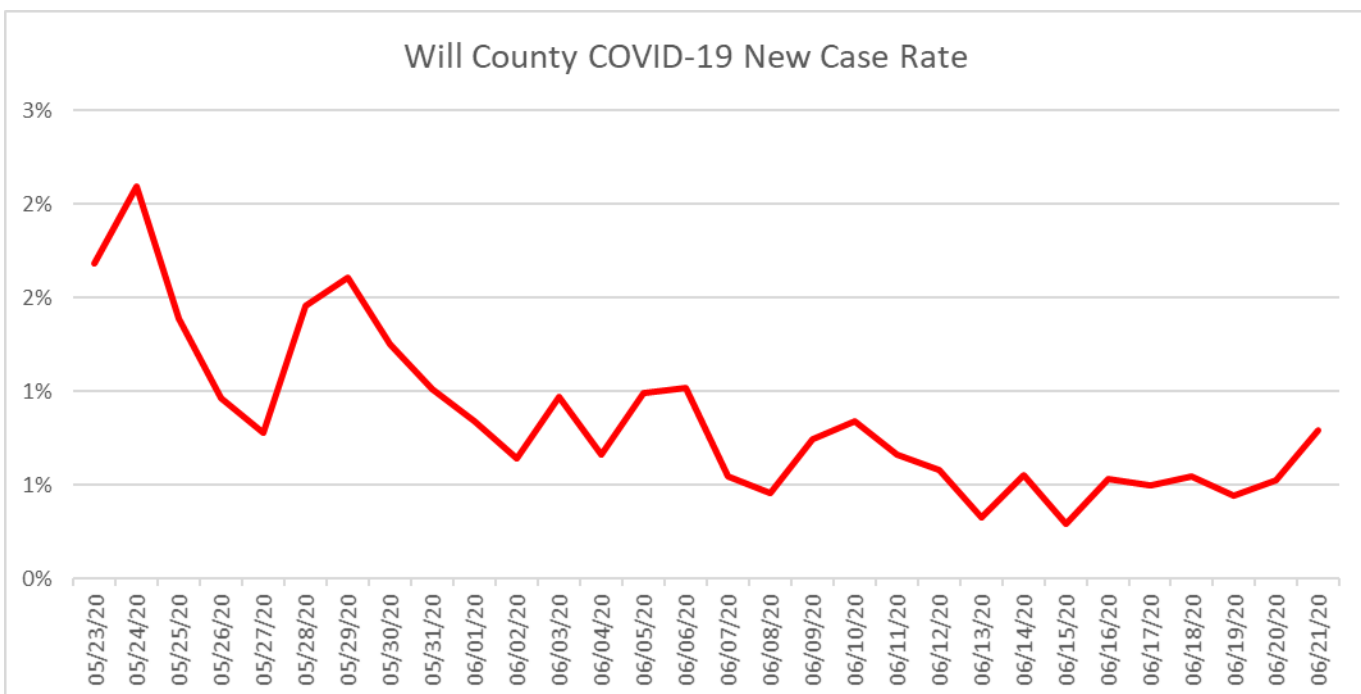
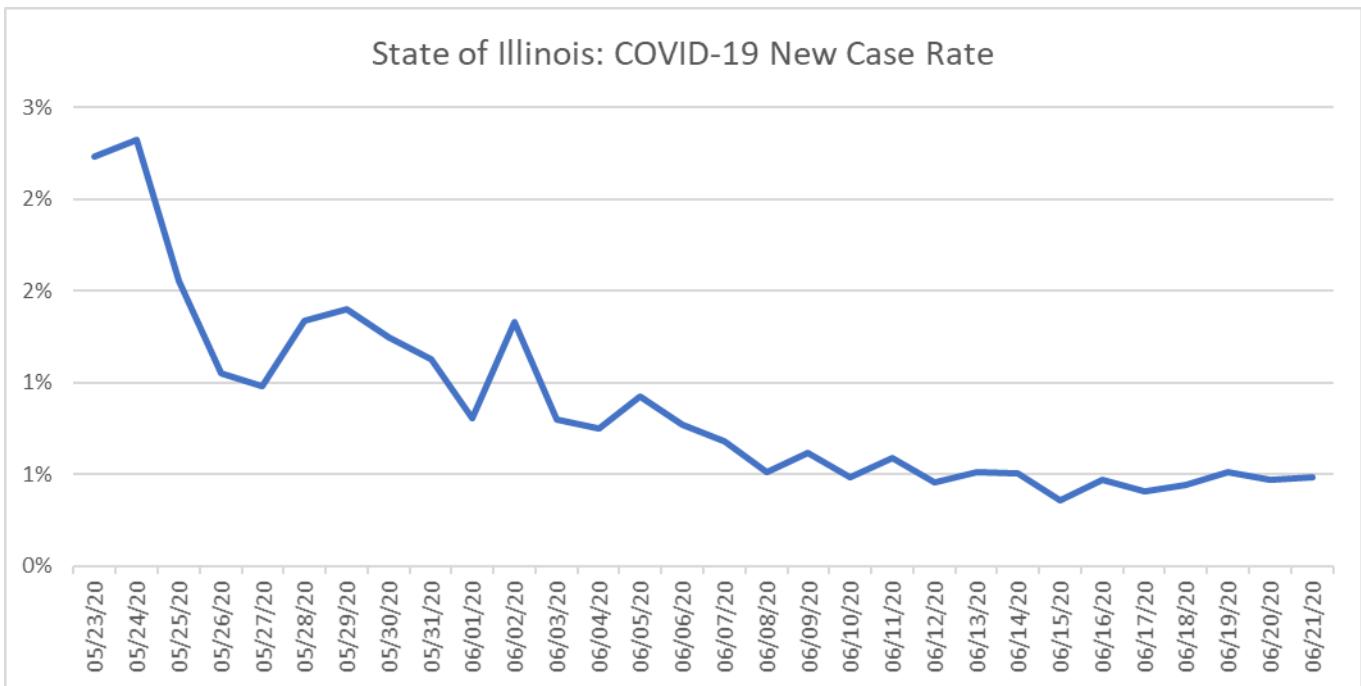




University Park Fire Department
698 Burnham Drive
University Park, IL 60484
Phone: 708-235-4821
Fax: 708-534-4820

COVID-19 Briefing June 22nd, 2020

COVID-19 Daily Percentage Rate (last 30 days)





University Park Fire Department
698 Burnham Drive
University Park, IL 60484
Phone: 708-235-4821
Fax: 708-534-4820

COVID-19 Briefing June 22nd, 2020

Summary

From the date of the last briefing, which was on June 12th, 2020, the United States experienced about an 11% increase in total COVID-19 cases. Comparatively, the Nation of Brazil experienced about a 34% increase. Cases continue to surge in South America, mainly in Brazil, Peru, and Chile.

In Illinois, we experienced about a 4% increase in total cases since last Friday. During this same time, California seen a 24% increase and Texas seen a 37% increase. Cases in Arizona are also increasing. This is the first week that Arizona has entered the Top 15 Cases Per State.

Chicago and Cook County combine to hold nearly 65% of the State's COVID-19 cases and about 66% of the State's COVID-19 deaths. Other Counties and areas of the State witnessed no remarkable increases in total COVID-19 activity.

It has been about 3 weeks since the larger bulk of protests and demonstrations began in many areas of the country. Here in Illinois, it does not appear that these gatherings directly led to a sharp increase in viral spread. Outdoor venues, nice weather, and masks all helped.

The spikes and surges seen in other areas, mainly in the Southern States, appears to be linked to a combination of delays in or total absence of stay home orders and the subsequent early re-opening of local economies. 15 cases in Florida were linked to 1 gathering of friends for a dinner party.

When viewing the charts, please remember that they represent only the last 30-day period of data. Pay close attention to the vertical column on the left that identifies the quantity or percentage values for each individual chart. These values may change with each briefing update.

Media coverage has shifted to other events and storylines, but COVID-19 remains a threat to public health. Masks and face coverings are making a huge difference! Please continue to wear a mask while out in public and to avoid unnecessary trips away from home.